

§ 178.358-4

49 CFR Ch. I (10-1-11 Edition)

1A". See the marking requirements of § 178.358-5.

[Amdt. 178-90, 53 FR 36551, Sept. 20, 1988. Redesignated by Amdt. 178-97, 55 FR 52716, Dec. 21, 1990; Amdt. 178-110, 60 FR 49111, Sept. 21, 1995; 63 FR 37462, July 10, 1998; 66 FR 45389, Aug. 28, 2001; 68 FR 75757, Dec. 31, 2003]

§ 178.358-4 Construction of Specification 21PF-1B overpacks.

(a) Each Specification 21PF-1 overpack for which construction began after March 31, 1989, must meet the requirements of Specification 21PF-1B, in conformance with drawings E-S-31536-J-P, and S1E-31536-J2-B of DOE CAPE-1662, Rev. 1, Supplement 1 (IBR, see § 171.7 of this subchapter).

(b) With the exception of the closure nuts and bolts, all metal parts of the Specification 21PF-1B must be of stainless steel as shown on the drawings referred to in paragraph (a) of this section.

[Amdt. 178-90, 53 FR 36551, Sept. 20, 1988. Redesignated by Amdt. 178-97, 55 FR 52716, Dec. 21, 1990; 68 FR 75757, Dec. 31, 2003]

§ 178.358-5 Required markings.

(a) Markings must be as prescribed in § 178.3.

(b) Specification marking on the outside of each overpack must be as follows: "USA-DOT-21PF-1", "1A", "1B", or "2", as appropriate.

(1) For Specifications 21PF-1 and 21PF-2 only, if the inner shell is constructed of stainless steel, additional marking such as "304L-SS" are to be marked on the outside of the overpack to indicate the type of stainless steel used.

(2) For Specification 21PF-1 and 21PF-2 only, "TARE WT: * * * lbs. (* * * kg)" where * * * is the tare weight in pounds and kilograms, respectively, of the assembled overpack without the inner product container.

(3) For Specification 21PF-1A and 21PF-1B only: "TARE WT. of Cover: * * * lbs (* * * kg) TARE WT. of BOTTOM: * * * lbs (* * * kg)" where * * * is the tare weight in pounds and kilograms, respectively, of the separate halves of the overpack without the inner product container. For Specification 21PF-1A overpacks, the previous tare weight must be changed to reflect the modified tare weight value or must be covered or removed.

(4) Year of manufacture followed by the year of modification, if applicable.

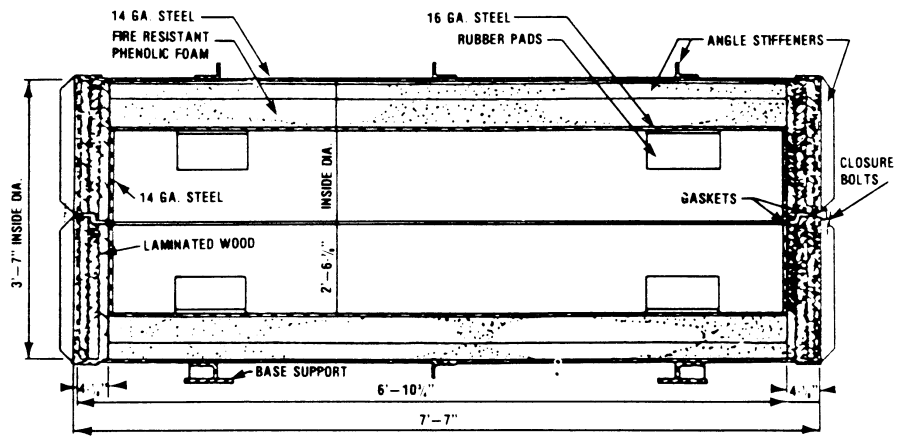
(5) The name or symbol of maker or party certifying compliance with specification requirements. A symbol, if used, must be registered with the Associate Administrator.

(c) For Specification 21PF-1A and -1B only, the markings required by this section must be affixed to each overpack by inscription upon a metal identification plate 11 inches wide × 15 inches long (28 cm × 38 cm), fabricated of 16 to 20 gauge stainless steel sheet, ASTM A-240/A 240M (IBR, see § 171.7 of this subchapter), Type 304L.

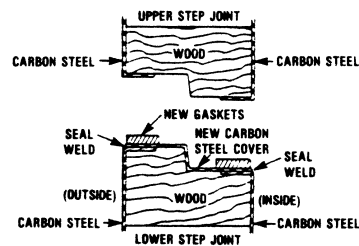
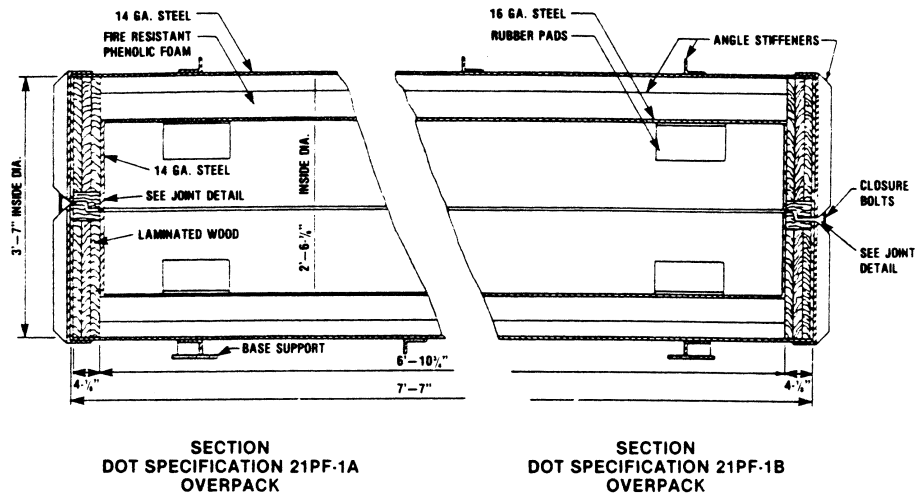
[Amdt. 178-90, 53 FR 36552, Sept. 20, 1988. Redesignated by Amdt. 178-97, 55 FR 52716, Dec. 21, 1990, and amended at Amdt. 178-97, 56 FR 66287, Dec. 20, 1991; 63 FR 37462, July 10, 1998; 66 FR 45386, Aug. 28, 2001; 67 FR 51660, Aug. 8, 2002; 68 FR 75748, Dec. 31, 2003; 69 FR 54046, Sept. 7, 2004]

§ 178.358-6 Typical assembly detail.

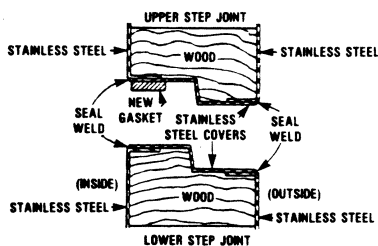
(a) Specification 21PF-1 (horizontal loading overpack).



(b) Specification 21PF-1A and 21PF-1B (horizontal loading overpack).

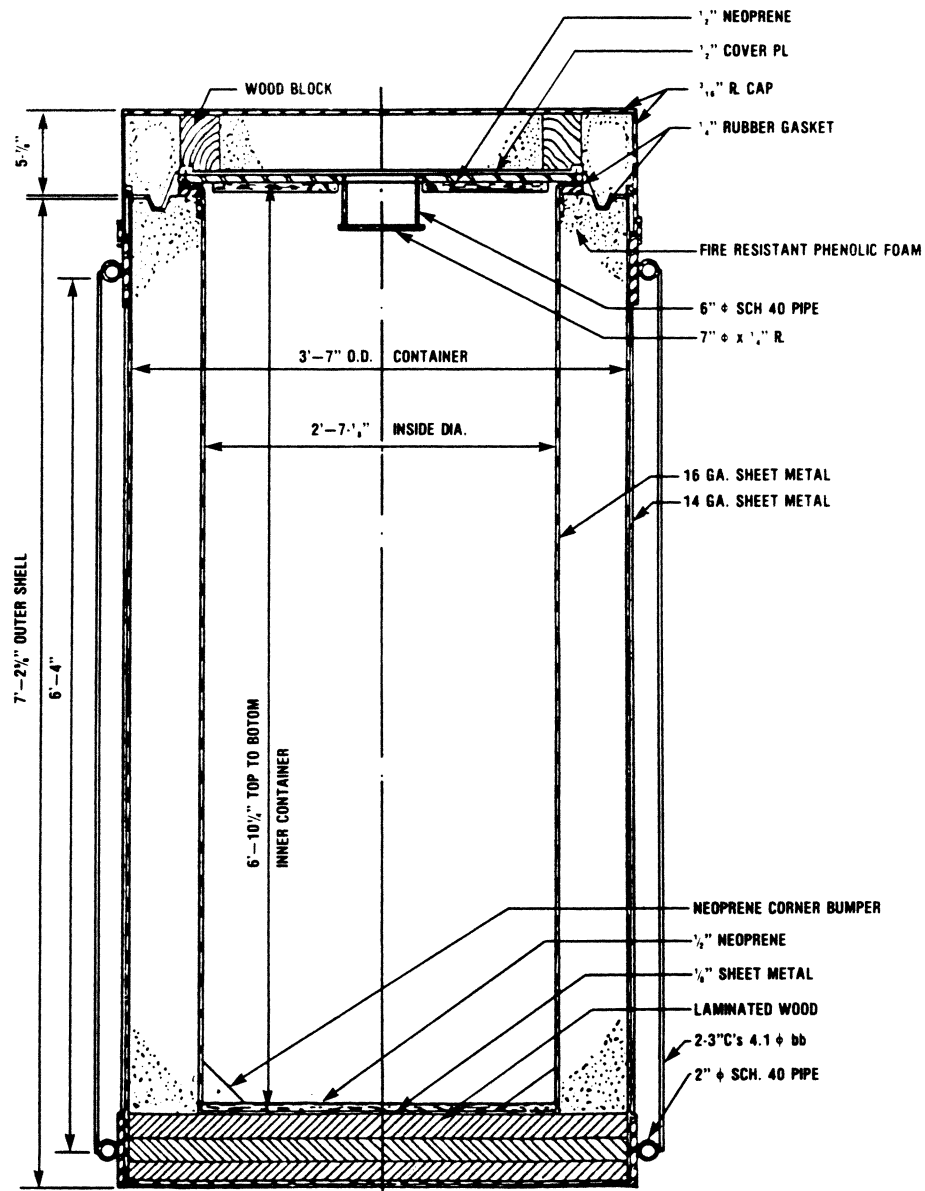


JOINT DETAIL
DOT SPECIFICATION 21PF-1A
OVERPACK



JOINT DETAIL
DOT SPECIFICATION 21PF-1B
OVERPACK

(c) Specification 21PF-2 (end loading overpack).



[Amdt. 178-90, 53 FR 36552, Sept. 20, 1988. Redesignated by Amdt. 178-97, 55 FR 52716, Dec. 21, 1990]