

APPENDIX E TO SUBPART P OF PART 1926—ALTERNATIVES TO TIMBER SHORING

Figure 1. Aluminum Hydraulic Shoring

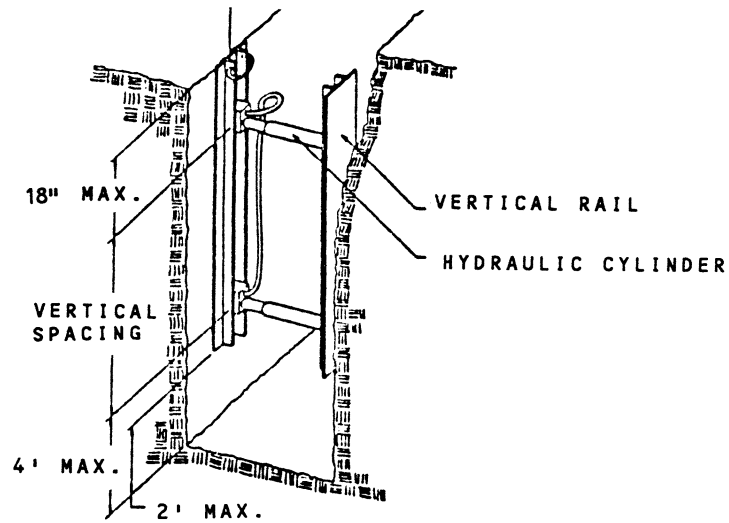


Figure 2. Pneumatic/hydraulic Shoring

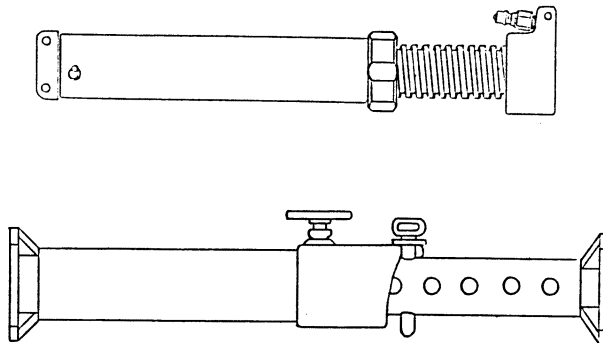


Figure 3. Trench Jacks (Screw Jacks)

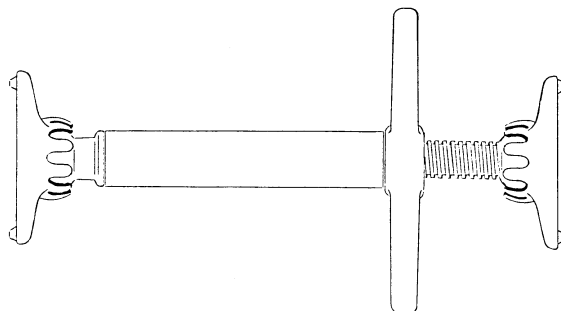
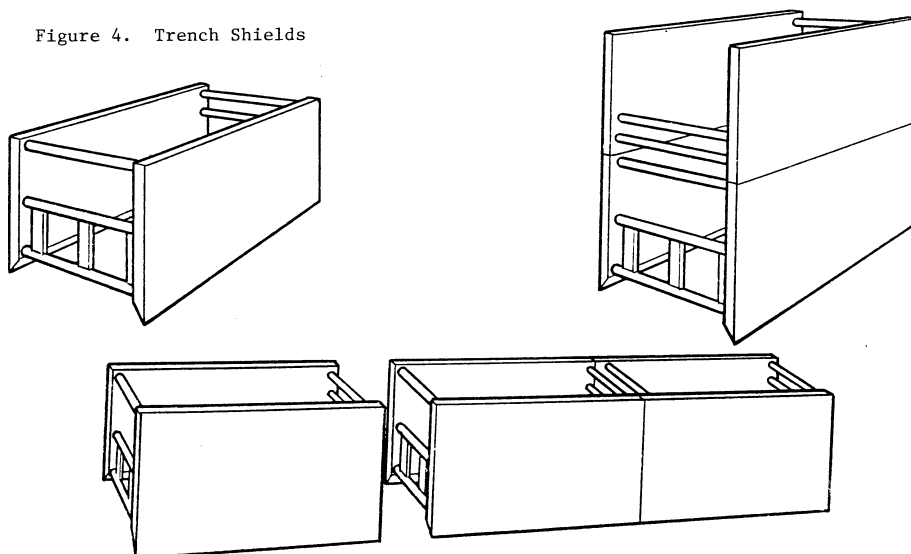


Figure 4. Trench Shields

APPENDIX F TO SUBPART P OF PART  
1926—SELECTION OF PROTECTIVE  
SYSTEMS

The following figures are a graphic summary of the requirements contained in sub-

part P for excavations 20 feet or less in depth. Protective systems for use in excavations more than 20 feet in depth must be designed by a registered professional engineer in accordance with § 1926.652 (b) and (c).