

A11102 660181

REFERENCE

NBS
PUBLICATIONS

NAT'L INST OF STANDARDS & TECH R.I.C.



A11102660181

86-3413

Darrow, William Pete/A survey of flexibl
QC100 .U56 NO.86-3413 1986 V19 C.1 NBS-P


A Survey of Flexible Manufacturing Systems Implementations

Dr. William P. Darrow*

U.S. DEPARTMENT OF COMMERCE
National Bureau of Standards
National Engineering Laboratory
Center for Manufacturing Engineering
Factory Automation Systems Division
Gaithersburg, MD 20899

*Guest Worker from Towson State University

July 1986



U.S. DEPARTMENT OF COMMERCE

NATIONAL BUREAU OF STANDARDS

QC

100

.U56

86-3413

1986

Research Information Center
National Bureau of Standards
Gaithersburg, Maryland 20899

NBSIR 86-3413

**A SURVEY OF FLEXIBLE MANUFACTURING
SYSTEMS IMPLEMENTATIONS**

NBSIR
QC100
. U56
no. 86-3413
1986

Dr. William P. Darrow*

U.S. DEPARTMENT OF COMMERCE
National Bureau of Standards
National Engineering Laboratory
Center for Manufacturing Engineering
Factory Automation Systems Division
Gaithersburg, MD 20899

*Guest Worker from Towson State University

July 1986

U.S. DEPARTMENT OF COMMERCE, Malcolm Baldrige, *Secretary*
NATIONAL BUREAU OF STANDARDS, Ernest Ambler, *Director*

ABSTRACT

This report presents descriptive data on three hundred manufacturing facilities that are using computer integrated manufacturing (CIM) techniques to machine component parts for commercial, industrial, and military products. Of these, 258 were categorized as Flexible Manufacturing Systems (FMS). Key descriptive statistics were gathered for each system. The data is organized into records by the user's country, company, and geographic location. Each record is made up of 24 fields that describe the facility, the product, and the operating parameters, as well as providing a reference to the source(s) of information. In many instances the information has proven to be sparse. Nevertheless, taken in aggregate, a picture of the state of the art for FMS has emerged from the study. This picture is reflected in the graphical summaries of the data, which are presented by region for Eastern Europe, Western Europe, Japan, and the United States. An analysis of trends in FMS implementation, product and material characteristics, and materials handling technology is made for each the above regions.

TABLE OF CONTENTS

	PAGE
Abstract	ii
Acknowledgments	iv
List of Figures	vi
Introduction	1
Background	1
Objective	2
Benefits	2
Methodology	2
Scope and Limitations	3
A Working Definition of FMS	5
Comparisons and Contrasts Between the NBS and the ITA Report.	6
Analysis of Survey Results	7
FMS Implementations By Region	8
Product Characteristics for FMS	11
Materials Handling Trends for FMS	13
Graphical Analysis of FMS Trends and Attributes	15
Summary and Conclusions	29
Appendices	
A. Data Base Schema and Data Dictionary	33
B. List of Abbreviations	35
C. FMS Implementation Data Base	38
D. Bibliography189

ACKNOWLEDGEMENTS

It is most appropriate to acknowledge the National Bureau of Standards (NBS), whose policies foster joint research projects with U.S. colleges and universities. In particular I would like to acknowledge Dennis Swyt, who was most helpful in securing an NBS appointment for the writer as a Guest Worker. Of equal importance was the contribution of the personnel in the Factory Automation Systems Division, especially Howard Bloom, Albert Jones, and Charles McLean, who were instrumental in establishing the project goals, and who have continued to offer encouragement throughout the life of the project.

Early on in the project contact was made with Thomas Gallogly and John Hearman of the Department of Commerce (DOC), Office of Capital Goods and International Construction Sector Group, in the International Trade Administration (ITA). The International Trade Administration had just completed the first draft of "A Competitive Assessment of the U.S. Flexible Manufacturing Systems Industry," (the ITA report) which has since been published. The ITA report had many of the same objectives as the present study. The Office of Capital Goods personnel cooperated fully with the author in preparing this report, including sharing a number of their source documents. There is no question that their support greatly strengthened the study at hand, and that the ITA report provided the most comprehensive study of FMS implementations published to date.

George Hutchinson at the University of Wisconsin-Milwaukee, who has done extensive research on Eastern European manufacturing technology, was kind enough to provide a number of his publications. His work has proven to be the single most valuable source of information available on manufacturing technology in the Eastern Block countries.

ACKNOWLEDGEMENTS (CONT'D)

Towson State University's Department of Business Administration provided moral support, and absorbed the mileage costs incurred in traveling between the university and both NBS and the DOC. These costs were substantial, and their contribution greatly appreciated. Charles Mott, the Department Chair, is recognized in particular for promoting research among the business faculty. The Faculty Research Committee, at Towson State, provided funding for the purchase of reference materials, which is gratefully acknowledged.

LIST OF FIGURES

PAGE

1. Distribution of FMS Technology Based Upon Number of Systems	15
2. Distribution of FMS Technology Based Upon Number Machine Tools.	15
3. Eastern Europe Number of FMS Machine tools	16
4. Western Europe Number of FMS Machine tools	16
5. Japan Number of FMS Machine tools	17
6. USA Number of FMS Machine tools	17
7. Eastern Europe Lot Size Distribution	18
8. Western Europe Lot Size Distribution.	18
9. Japan Lot Size Distribution	19
10. USA Lot Size Distribution	19
11. Eastern Europe FMS Product Mix	20
12. Western Europe FMS Product Mix	20
13. Japan FMS Product Mix	21
14. USA FMS Product Mix	21
15. Eastern Europe FMS Materials Usage	22
16. Western Europe FMS Materials Usage	22
17. Japan FMS Materials Usage	23
18. USA FMS Materials Usage	23
19. Eastern Europe Part Cube Distribution	24
20. Western Europe Part Cube Distribution	24
21. Japan Part Cube Distribution	25
22. USA Part Cube Distribution	25
23. Eastern Europe Materials Handling Distribution	26
24. Western Europe Materials Handling Distribution	26
25. Japan Materials Handling Distribution	27
26. USA Materials Handling Distribution	27

INTRODUCTION

The introduction briefly summarizes the background, objectives, and benefits of this project. This is followed by a discussion of the methodology used to carry out the project. The scope, and limitations of this project are given, along with a working definition of FMS. This section also includes a comparison and contrast between this report and a related report produced by DOC/ITA.

Background

This research was done while the author was affiliated with the NBS as a Guest Worker. The work was first suggested by Howard Bloom, Charles McClean, and Albert Jones of the Factory Automation Systems Division of the National Bureau of Standards (NBS). The Factory Automation Systems Division is responsible for the continuing development of elements of a hierarchical control system for the bureau's Automated Manufacturing Research Facility (AMRF). The personnel working on the AMRF project have consistently maintained close communication with both industry and the academic community, and thus were very much aware of what was going on in FMS technology. However, they had never formally undertaken an international survey. These interests were consistent with the author's own interests in manufacturing research, and inspired the project at hand.

Objective

The objective of this research was to survey the existing literature on FMS implementations and develop a data base to assess the state of the art in flexible manufacturing systems. Included in this objective was the development of data for each system implementation that described the facility, the products, and the operating parameters.

Benefits

There are four main benefits expected to result from this work:

1. Providing a data base for further study of FMS implementations
2. Identifying broad FMS technological trends in terms of:
 - a) Design and implementation
 - b) Product characteristics
 - c) Materials handling systems
3. Providing additional data to assess the state of the art for FMS from an international perspective
4. Providing a bibliography on FMS implementations

Methodology

Appendix D of this report lists a data base of 300 records that was put together based upon the results of a literature survey. The data provides descriptive information on FMS system design in terms of the machine tools used, tool management, and the materials handling technology. Both the computer and control systems used are identified. In addition systems

capabilities such as real time scheduling, the use of alternate operations, automated inspection, and the use of adaptive control are noted. Product data is collected in terms of the part geometry, part cube, the material used to fabricate the part, production rates, and the part's product application. Management practices in terms of lot sizing, labor and machine scheduling, and financial justification are also included. All data is tied to the year of system implementation, thus providing the raw data for trend analysis.

A subset of the data base, consisting of 253 records which were classified as FMS, was used to develop a set of 26 graphs. The graphs were used to analyze broad FMS technological trends in terms of design and implementation, product characteristics, and materials handling systems.

An international perspective was provided for by partitioning the FMS data into four parts representing Eastern Europe, Western Europe, Japan, and the United States. While the main objective of the study was not to evaluate international competitiveness, this turned out to be a convenient framework for analysis.

The report includes a bibliography of 86 articles which were referenced by the data base. Each record includes a field with specific references to the appropriate source document(s). This provides a convenient way of locating additional information about a particular implementation, or about any subset of the data base. Further analysis is facilitated by the fact that this information is available on a floppy disk as a dBase III file.

Scope and Limitations

The scope of the report is limited to FMS that are used in machining, or metal cutting, applications. A number of FMS systems have been encountered in

both electronic and mechanical assembly operations. There have also been recent reports of FMS systems used for sheet metal and grinding operations. However, the vast majority of FMS continue to be in metal cutting operations, and that area serves as the focus of this report. The scope of the report is further refined below, where a working definition of FMS is developed.

The principal limitation was restricting this investigation to a literature survey. Other techniques would have included the use of survey forms, telephone interviews, and plant visitations. These other techniques were ruled out, as a practical matter, due to lack of funding for the project. This limitation did not turn out to be as severe as it was first thought to be. The region most affected by lack of funding was the United States, where other means of data collection would be most applicable. However, data for US implementations was readily available in technical publications.

A second limitation is the lack of complete information. This is especially true of the Eastern European countries. There is no question that this region's numbers are understated due to the lack of published information on advanced manufacturing capabilities in Eastern Europe. This problem is quite serious. However, if the reader thinks of the information presented for the Eastern Bloc as a lower bound on their true capabilities, the report makes a contribution to an assessment of the state of the art for FMS implementation in Eastern Europe.

A third limitation is the rapid growth and diffusion of this technology, which appears to be exponential at the present time. This study represents a "snapshot" of the technology taken in the Fall of 1985, which can be used to understand the evolutionary trends in this industry.

A Working Definition of FMS

There is at present no consensus on a definition for FMS. The working definition in this report is a system defined by the following attributes:

1. A set of two or more general purpose metalworking machine tools
2. A host computer linking the machine tools to supervise computer numerical control (CNC) operations
3. An automated materials handling system, linking the machine tools and the other work centers in the system together

This definition is virtually identical to that given in the Flexible Manufacturing Systems Handbook (22).

There are other attributes that are desirable, and in the future may be incorporated into a definition of FMS. For example:

1. Flexible scheduling
 - a. Alternate routings
 - b. Alternate operations
 - c. Real time schedule revisions
2. The ability to process a variety of parts
 - a. A number of parts in a given part family
 - b. A number of different part families
 - c. The ability to economically produce a lot size of one part
3. The ability to have random (non-unidirectional) flow of material
4. Automatic tool changing (ATC)
5. Adaptive control
6. Automated part inspection

Many of the systems reported in this study have one or more of these advanced features, and a few systems have all of the above capabilities.

Comparisons and Contrasts Between the NBS and the ITA Report

The ITA report, "A Competitive Assessment of the U.S. Flexible Manufacturing Systems Industry," (14) and this report (the NBS report) share the objective of trying to develop descriptive information about FMS implementations. The main difference is in focus. The ITA report attempts to assess FMS technology in terms of international trade and competition, while the NBS report focuses upon FMS technology in terms of system design and operating practices. As a result, the ITA report is organized from the perspective of suppliers of FMS technology, while the NBS report is organized from the user's perspective. Differing objectives also lead to the inclusion of operating parameters in the NBS report.

There was also a highly significant difference in methodology. The ITA report is based largely on first hand information made by contacting FMS suppliers and users in the USA. Information on overseas implementations was obtained from reports submitted by both US foreign service officers stationed overseas, and from foreign embassy officials stationed in Washington D.C. Another difference in methodology is the availability of computer data base containing the results of this project on a floppy disk (DBase III format for IBM-PC compatible computers).

As previously acknowledged, the ITA report provided an excellent foundation, upon which this report was able to build.

ANALYSIS OF SURVEY RESULTS

There are 300 records in the data base. The analysis section is based upon a subset of the data base made up of 253 records. This subset is made up of all of the systems, for the regions of interest, that were classified as either a FMS or as a Flexible Transfer Line (FTL). Most of the other records included in the data base were for Machine Cells (MC). The main reason for including Machine Cells in the study was to disseminate information on Eastern European manufacturing technology. This region has a significant level of activity in Computer Aided Manufacturing (CAM). However, as in other regions, many of the CAM facilities can not be properly classified as FMS.

Flexible transfer lines, as classified herein, are technologically the same as FMS. The only difference is that the FTL is dedicated to the production of one or two specific parts, while the FMS has demonstrated greater flexibility by producing a greater variety of parts. The main difference between FTL and a traditional transfer line is the use of general purpose machine tools in the former, and custom designed machinery in the latter. It is the flexibility of the FTL that makes it an economically viable alternative to the traditional transfer line.

The 258 records in the data base representing flexible systems were then sorted by region. The four regions used were Eastern Europe, Western Europe, Japan, and the United States (USA). A series of graphs, which are presented in the next section of this report, were developed to support the analysis that follows. There were five FMS implementations omitted from the analysis, four in Taiwan and, one in Korea. This was done to clearly focus attention on the Japanese systems, rather than to try and include the Japanese in an broader definition of an Asian region.

In order to have a common basis for comparison between regions, the number of machine tools in the FMS (or FTL) systems was used. For example, in evaluating product mix for a given region, each category of product was weighted by the number of FMS machine tools (not the number of FMS implementations) associated with the production of that class of product. If the number of machine tools for a given implementation was not found in the literature, a conservative estimate of two machines was used. This assumption was necessary, as omitting the records without machine tool counts would distort the analysis much more than any bias introduced through estimation.

The year of implementation is often difficult to assess through the literature. This comes about because there are several milestones in an FMS project that are newsworthy. When given, the date used was the date that routine production began. Otherwise the best date available was used. Unfortunately, in a number of cases it was necessary to take the date of the publication which first referenced the FMS as the year of implementation. Fortunately, the uncertainty about the exact implementation date does not obscure the underlying trends.

FMS Implementations By Region

When looking at the number of FMS implementations, shown in Figure 1, the West Europeans lead with 107 systems, an impressive 42.3 % of the total. The USA and Japan follow with 64 and 59 systems, representing shares of 25.3 % and 23.3 % respectively. Eastern Europe trails with 23 systems, which accounts for the remaining 9.1% of the reported FMS implementations.

Perhaps of greater significance is the fact that Western Europe leads all other regions in terms of the number of firms with FMS experience, with at

least 82 different firms having reported FMS installations. Both the USA and Japan have at least 39 firms with FMS experience, while only 13 unique firms were identified for the Eastern Block. Although economic conditions and government policy can greatly influence the growth and diffusion of FMS technology, the number of firms with experience is a key factor in determining the potential of any region.

When the comparison is based upon the number of FMS machine tools, as in Figure 2, Western Europe loses share to both Japan and Eastern Europe, while the USA share remained essentially unchanged. This shift reflects the fact that many Western European FMS installations have only two machine tools. It also reflects the fact that the machine tool count for a large number of West European facilities was not available. In the latter case, a bias may have been introduced, as an estimate of two machine tools was used. The increase in Japanese share is not due entirely to a bias in estimation. Several Japanese installations have large numbers of machine tools under computer control. Using this method of comparison, Western Europe and Japan are roughly equal at shares of 31.5 % and 30.9 % . The USA is close with a share of 25.2 % ,while Eastern Europe trails with a 12.4 % share.

The growth of FMS technology is shown for each region in Figure 3 thru Figure 6. Each figure plots the cumulative number of machine tools, for the given region, by year. Each graph is a stacked bar chart, including prismatic, rotational, and other systems. The other systems either handle both prismatic and rotational parts, or they are unclassified. The figures show a rapid exponential-like growth in both Western Europe and Japan. The USA also exhibits an exponentially shaped growth curve. However, the curve for the USA reflects a significantly slower rate of growth. The growth curve for Eastern

European countries shows a slow, nearly linear, rate of growth.

Eastern European systems are under represented in this report. This follows directly from the limited amount of published information available on Eastern European manufacturing technology in general, and in particular to policies relating to publication of technology related to their defense industry.

In comparing rotational versus prismatic systems, the former are found to represent a small but nearly constant proportion of the installations for all regions except Eastern Europe. In Eastern Europe, rotational systems predominated in the seventies, and continue to account for approximately half of the FMS facilities.

Lot sizing data is shown by category in Figures 7 thru 10. The definition for each category is given below:

Category	Lot Size
1	1 - 10
2	11 - 50
3	51 - 100
4	101 - 500
5	Over 500

The data for Eastern Europe is inconclusive, as it is based upon two observations. It is included because it shows that at least one system has a high enough degree of automation to produce minimal lot sizes. The distributions for both the USA and Japan are skewed to the left, which is an indication of a high degree of flexibility. The distribution for Western Europe is significantly different, indicating the likelihood that a typical lot size is in excess of 50 parts.

Product Characteristics for FMS

The product mix for each region is represented as a series of pie charts in Figure 11 thru Figure 14. Unknown product applications, which are shown on the graphs, are omitted in the estimates of product mix given below. This results in the numerical values for product mix figures used in the report being different than the corresponding figure as shown on the graph. Product and materials categories were developed to analyze product characteristics, as indicated below:

Product Categories	Material Categories
1. Machine Tools	1. Steel or Cast Iron
2. Heavy Equipment (Commercial)	2. Aluminum
3. Heavy Equipment (Military)	3. Stainless Steel
4. Aerospace (Commercial)	4. Nonferrous Alloys
5. Aerospace (Military)	5. Unclassified
6. Automotive	
7. Consumer Products	
8. Industrial Products	
9. Unclassified	

Little is known about the product mix in Eastern Europe. The sketchy information presented in Figure 11 reflects traditional product applications of FMS technology in the machine tool and heavy equipment industries. Notably absent is any information on military products. The Eastern block countries are world leaders in arms production, and yet there are no military product applications reported for Eastern Europe. A much more representative range of products is seen in graphs for the other regions.

Japan, as might be expected, has no significant application of FMS

technology to military products. Japan's primary focus is in manufacturing machine tools , which represents 61.4 % of the mix, and other industrial products, which accounts for an additional 25.2 % of the product mix.

Western Europe has a balanced product mix. Traditional applications such as heavy equipment, industrial products, and automotive products account for 70.9 % of the mix. Machine tool applications are a surprisingly small 14.3 % of the mix, and military applications only accounted for 5.1 % of the mix.

The USA has a mix featuring 29.9 % heavy equipment (civilian), 25 % various industrial products, and 27.2 % military products. Only 7.1 % of the mix represents the machine tool industry. The USA differs from its international competitors in having a much larger military component, and a much smaller machine tool component in its product mix.

Materials applications are shown in Figures 15 - 18 As expected, they correspond to the product mix. The predominant materials being used in every instance are iron and steel. The use of aluminum and stainless steel is evidenced in both Western Europe and the USA, where aerospace products make up a significant part of the mix. The use of other nonferrous materials is rare.

Early product applications in FMS were typically for large prismatic parts used in heavy equipment applications such as housings for transmission and differential gears on trucks, tractors, and construction equipment. In looking at trends in FMS product applications it is useful to look at the part cube. The part cube distributions are shown in Figures 19 - 22. Eastern European systems have a wide range of part volume capabilities, as do those of Japan. Part volumes in Western Europe are skewed toward smaller part volumes, and yet none of the reported part volumes is less than a cubic foot. The part cube distribution for FMS machine tools in the United States ranges from a minimum of a 1 foot cube up to a 4 ft x 4 ft x 5 ft part volume. The number of

part cubes less than or equal to one cubic foot in volume suggests that there is a greater diversity at present, by comparison with earlier FMS product applications. The categories used to evaluate part cube distribution are listed below:

Category	Cube Size (Edge Length)
1	Up to 1 foot
2	Between 1 and 2 feet
3	Between 2 and 3.28 feet
4	Between 3.28 and 6.42 feet
5	Over 6.42 feet

Materials Handling Trends for FMS

Summaries were made for seven different types of materials handling equipment. The frequency of use for each type of equipment is shown by category for each region in Figures 23 thru 26. Any installations that did not have information of materials handling technology was excluded from this summary. The resulting sample sizes were 13, 71, 42, and 46 for Eastern Europe, Western Europe, Japan and the USA. The categories are defined below:

Category	Materials Handling Equipment
1	Roller Conveyor (RC)
2	Cart with Towline (CT)
3	Rail Guided Cart (RG)
4	Automatic Guided Vehicle (AGV)
5	Robotic Application(s) (RA)
6	Stacker Crane (STK)
7	Automatic Storage and Retrieval System (ASRS)

As the categories are not mutually exclusive, the percentages may add to more than 100 % for any region.

One of the surprising observations is the large number (53.8 %) of facilities in Eastern Europe that have robotic applications. Though based upon a small sample size of 13, this suggests a high degree of automation. The data for Western Europe and in the USA includes a representative mix of each of the available technologies. The only marked difference between these two regions appears to be in the use of ASRS, where the USA has an estimated 17.4 % usage versus a 5.6 % usage in Western Europe. Japanese FMS installations make a greater use of ASRS (40.5 %) and AGV's (47.6 %) than other regions, while making smaller but substantial use of robotic technology (26.2 %). Overall, the use of AGV's is becoming more common in the more recent systems.

GRAPHICAL ANALYSIS OF FMS TRENDS AND ATTRIBUTES

FIGURE 1 Distribution of FMS Technology

Based Upon Number of Systems

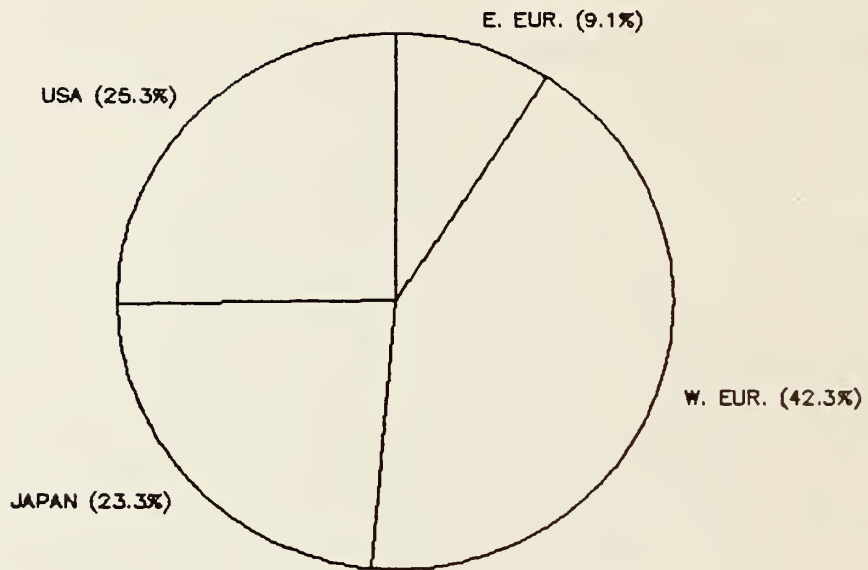


FIGURE 2 Distribution of FMS Technology

Based Upon Number of Machine Tools

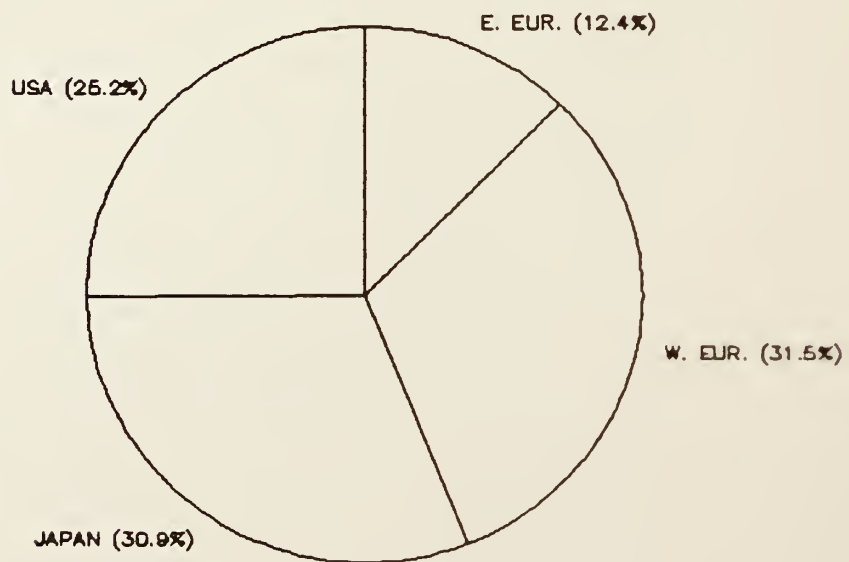


FIGURE 3. Eastern Europe

Number of FMS Machine Tools

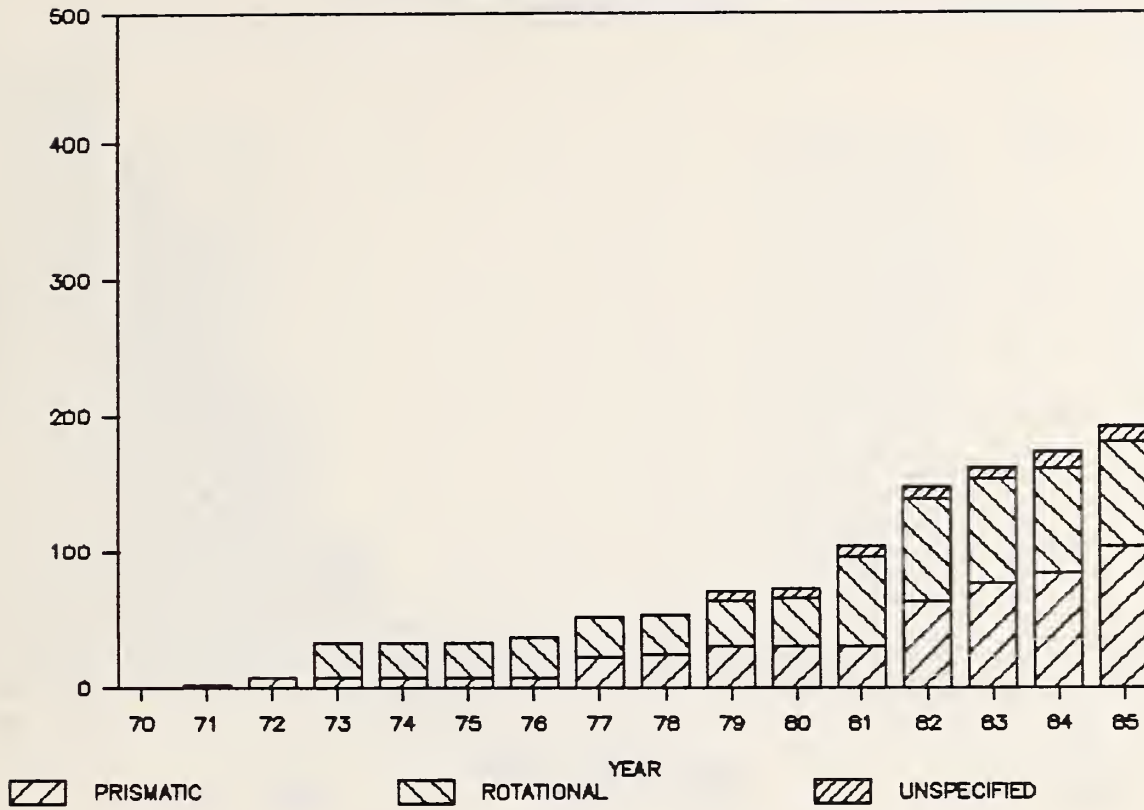


FIGURE 4. Western Europe

Number of FMS Machine Tools

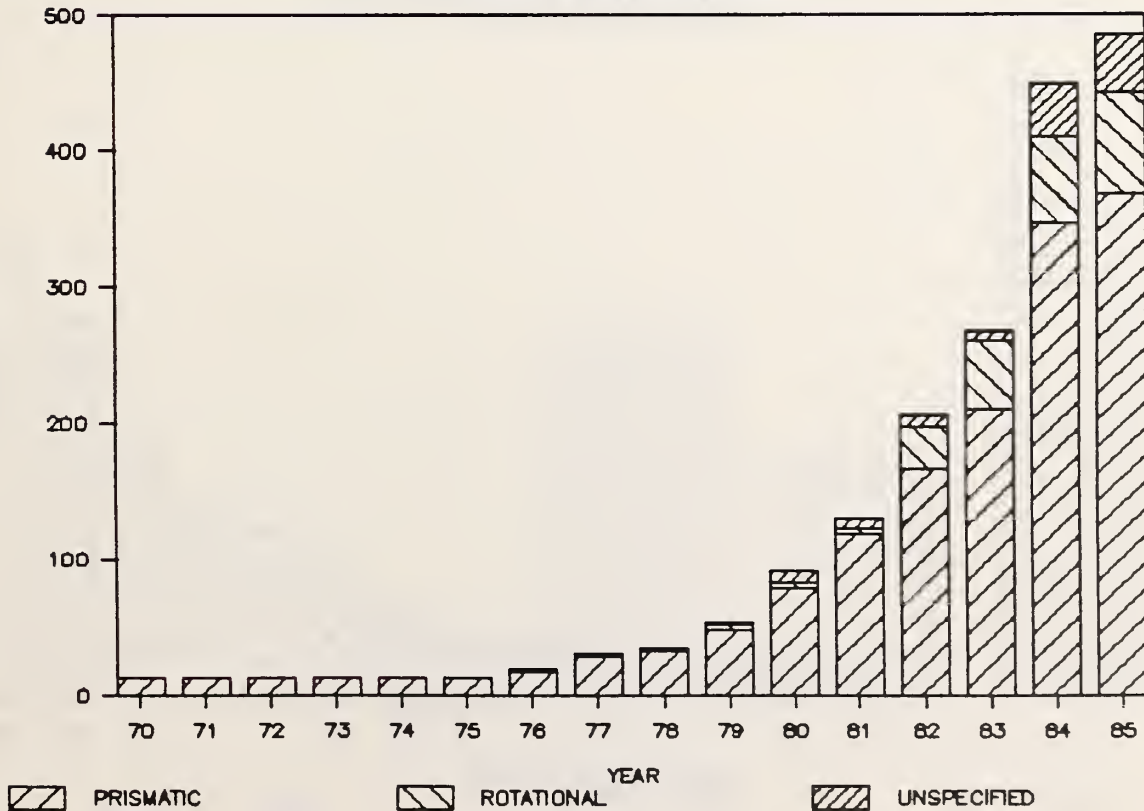


FIGURE 5. Japan

Number of FMS Machine Tools

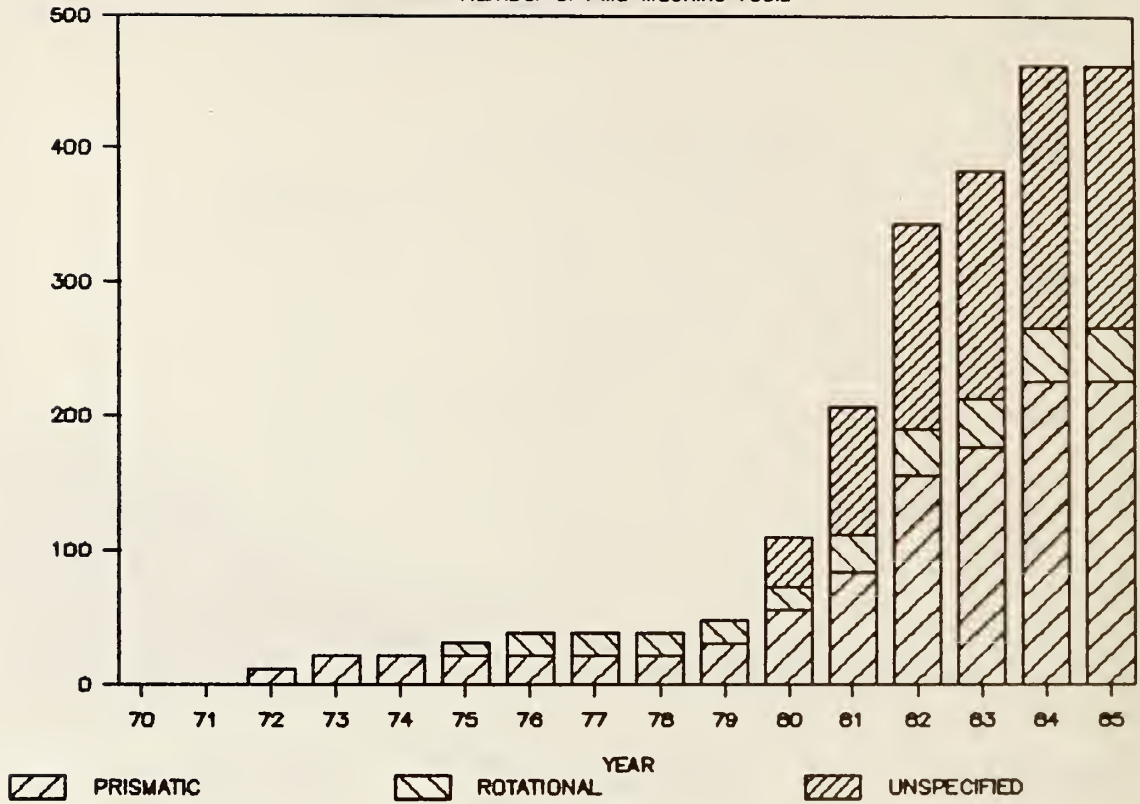


FIGURE 6. USA

Number of FMS Machine Tools

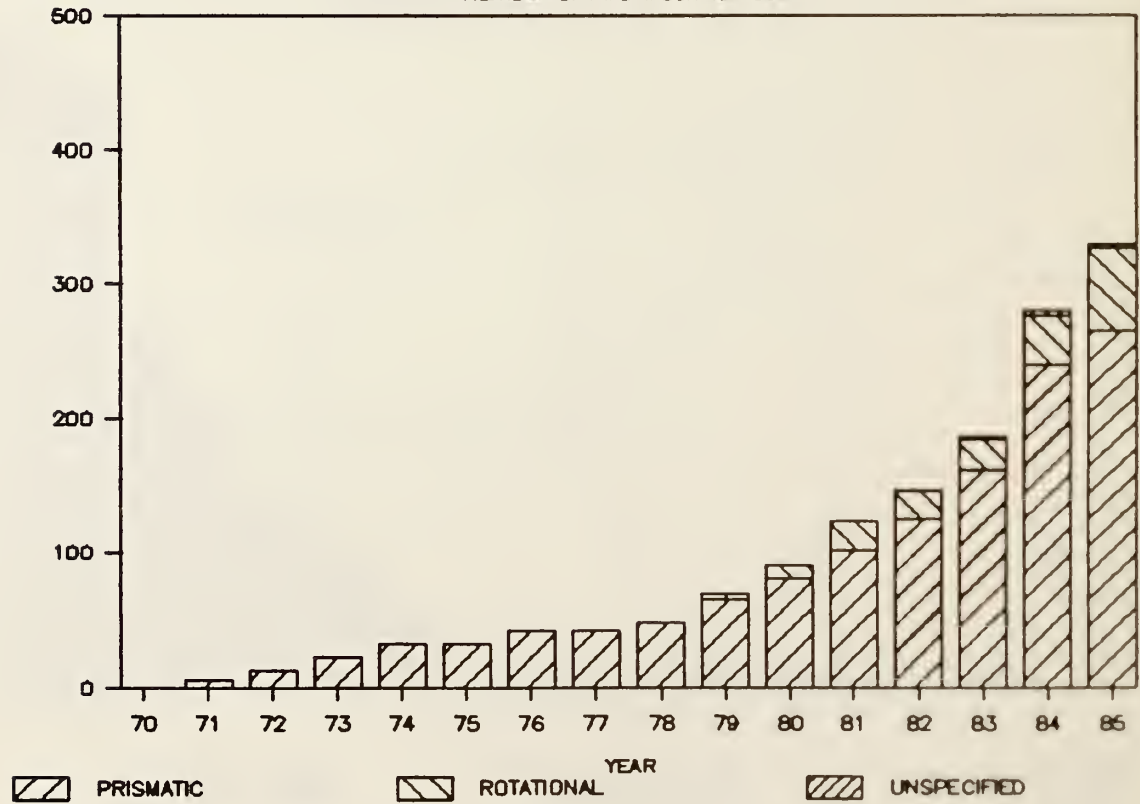


FIGURE 7. Eastern Europe

Lot Size Distribution

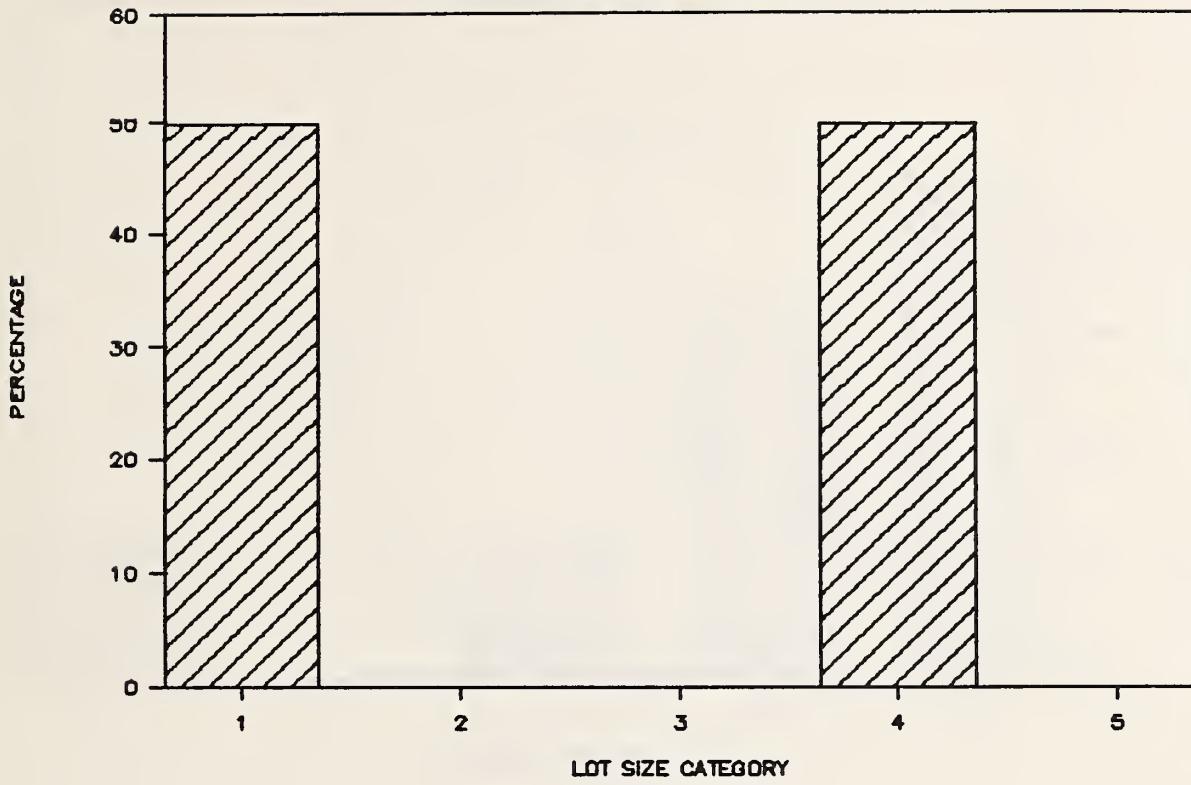


FIGURE 8. Western Europe

Lot Size Distribution

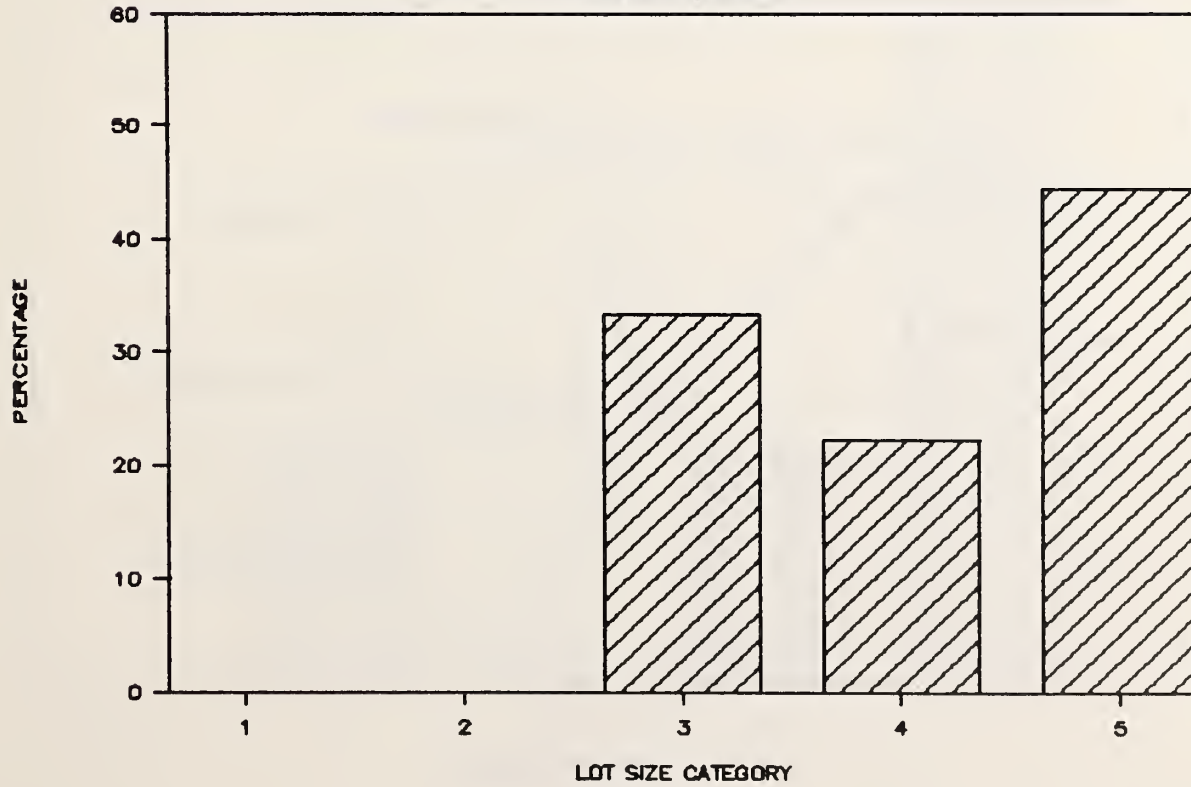


FIGURE 9. Japan

Lot Size Distribution

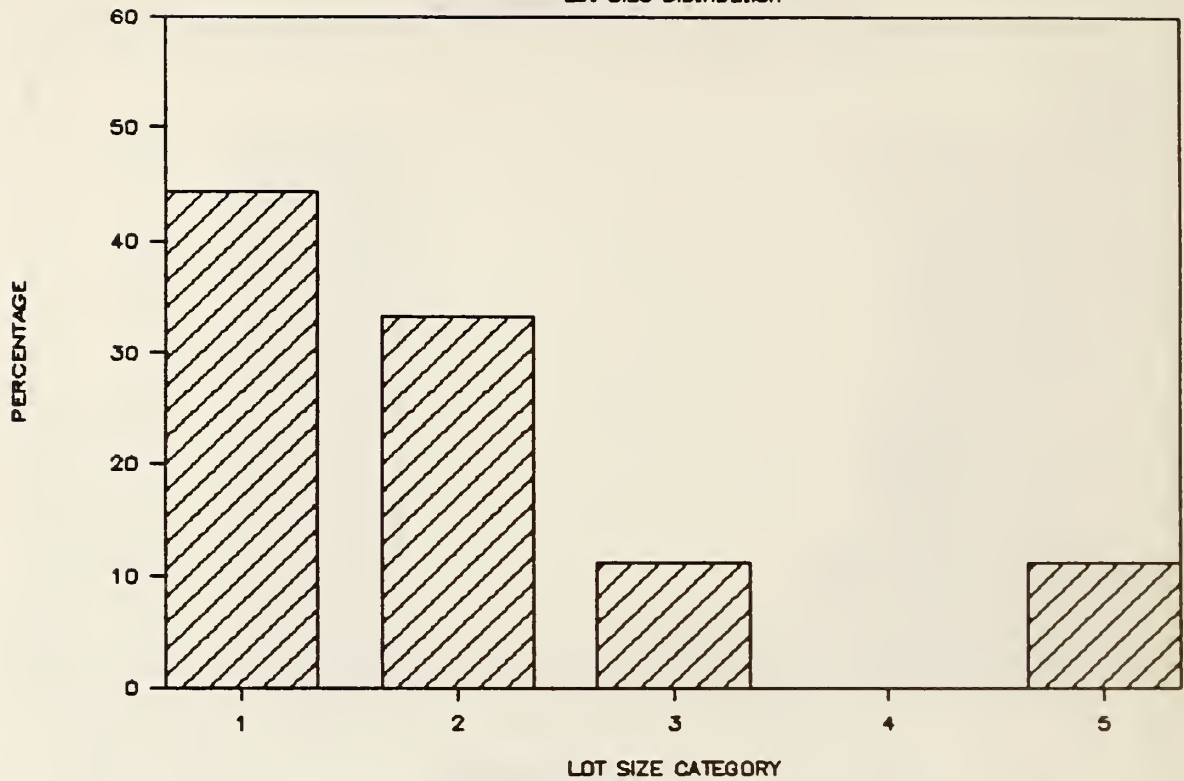


FIGURE 10. USA

Lot Size Distribution

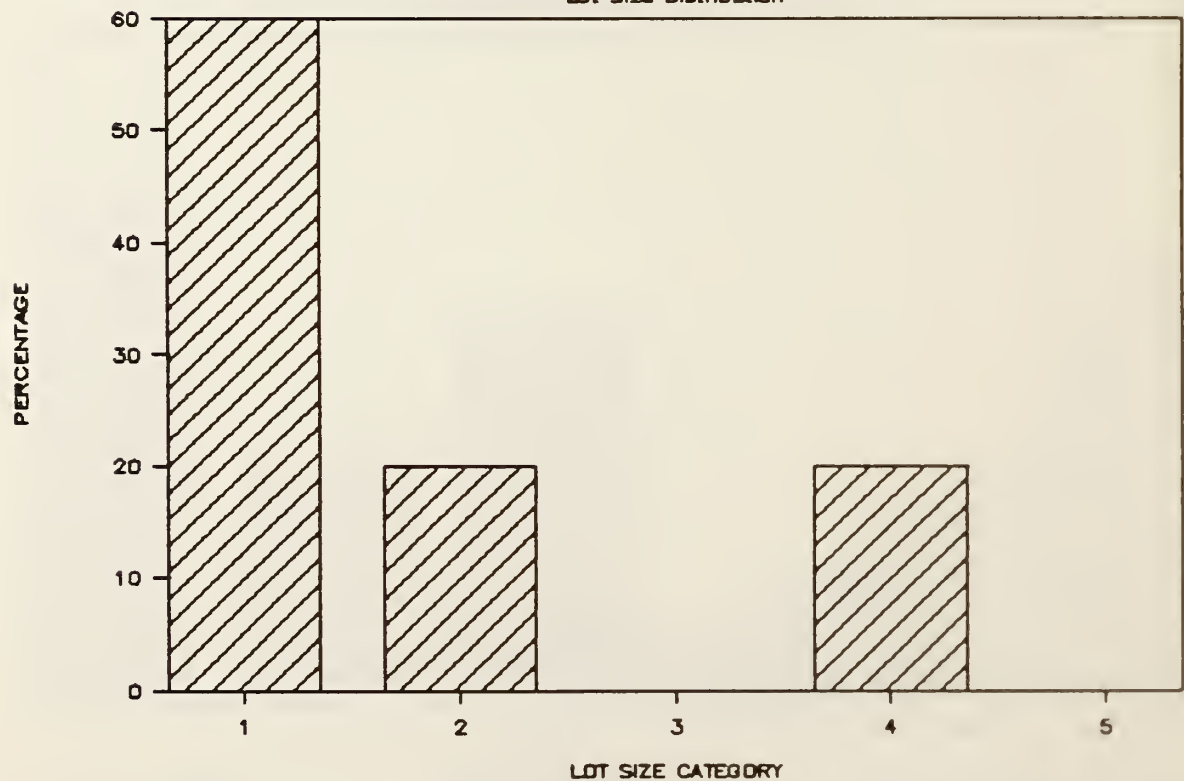


FIGURE 11. Eastern Europe

FMS Product Mix

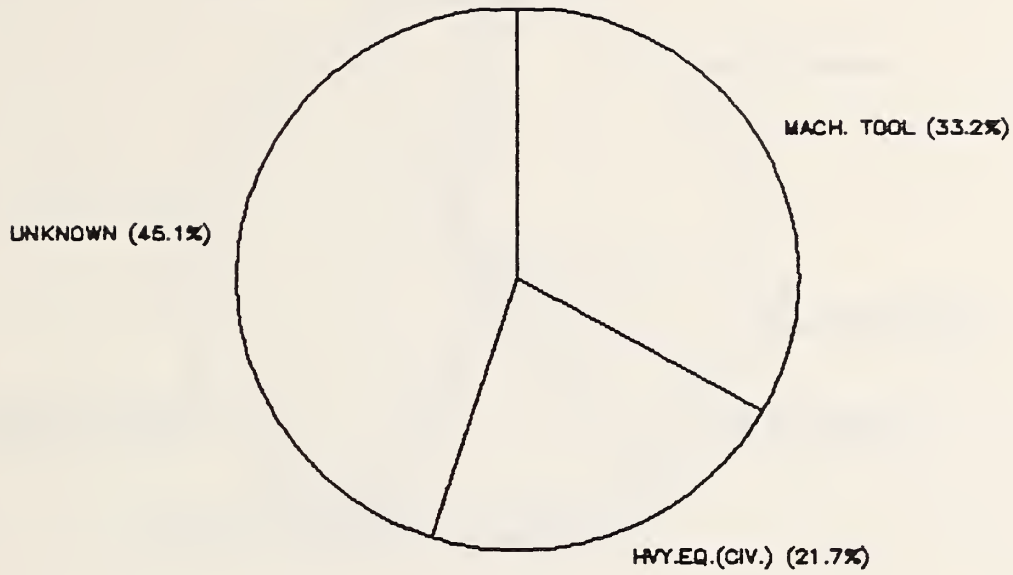


FIGURE 12. Western Europe

FMS Product Mix

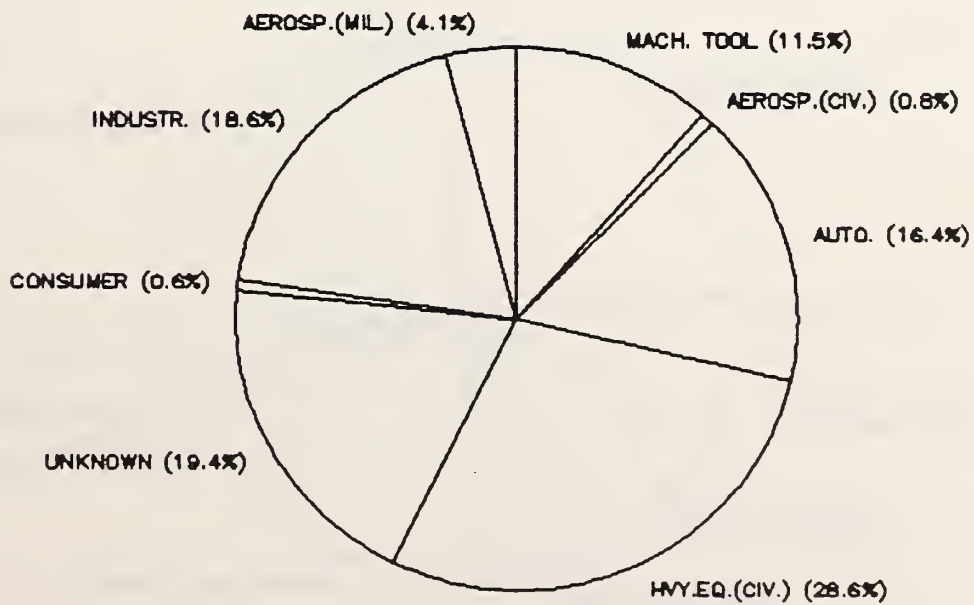


FIGURE 13. Japan

FMS Product Mix

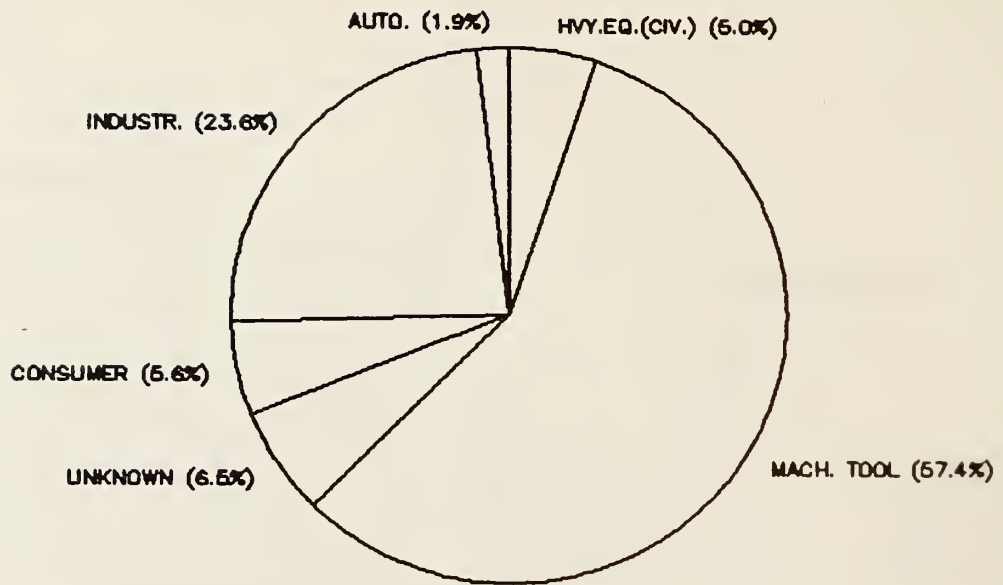


FIGURE 14. USA

FMS Product Mix

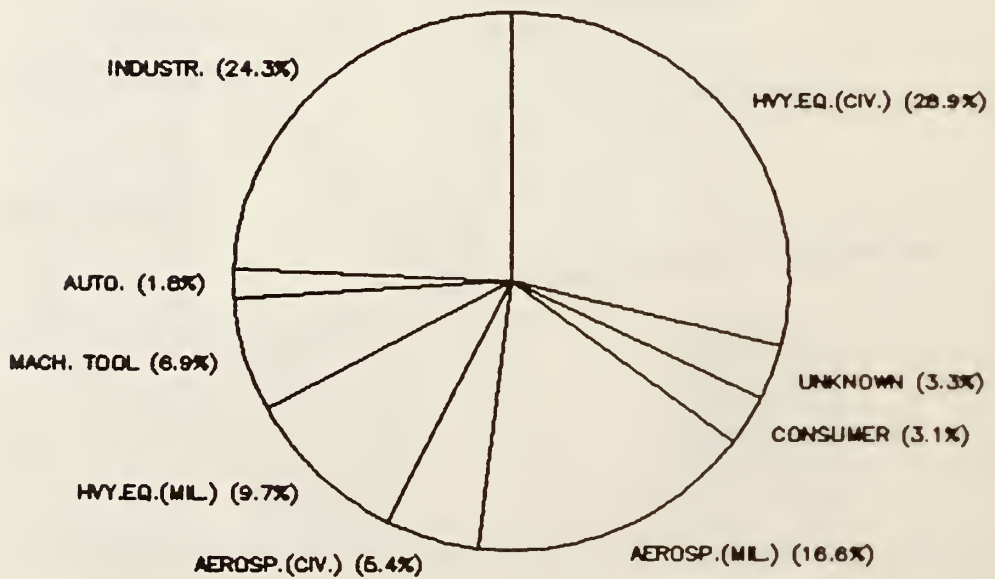


FIGURE 15. Eastern Europe

FMS Materials Usage

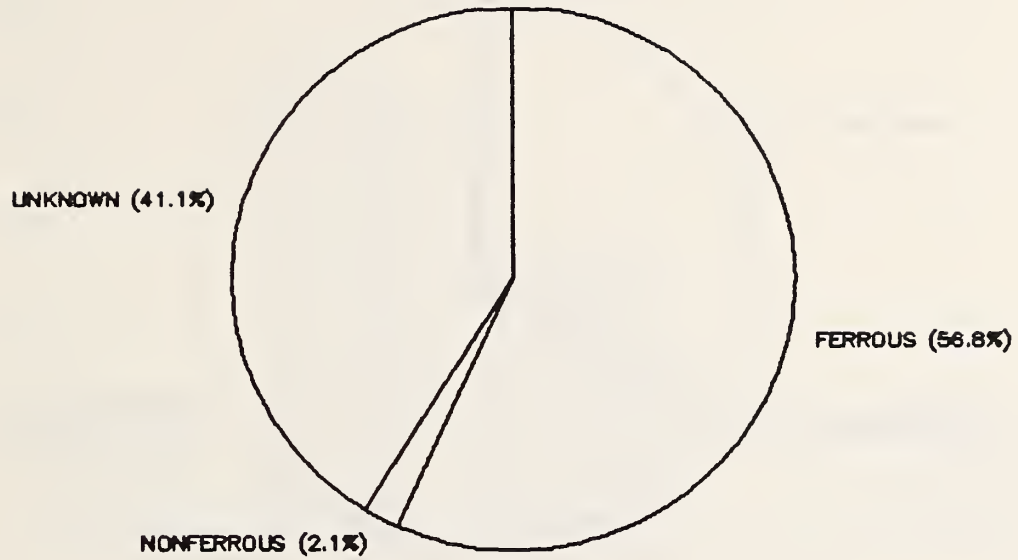


FIGURE 16. Western Europe

FMS Materials Usage

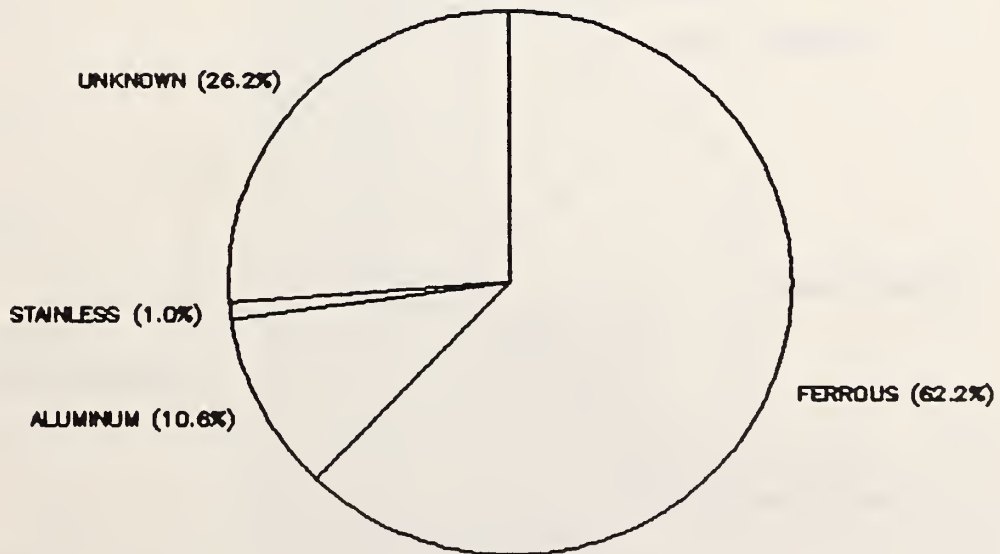


FIGURE 17. Japan

FMS Materials Usage

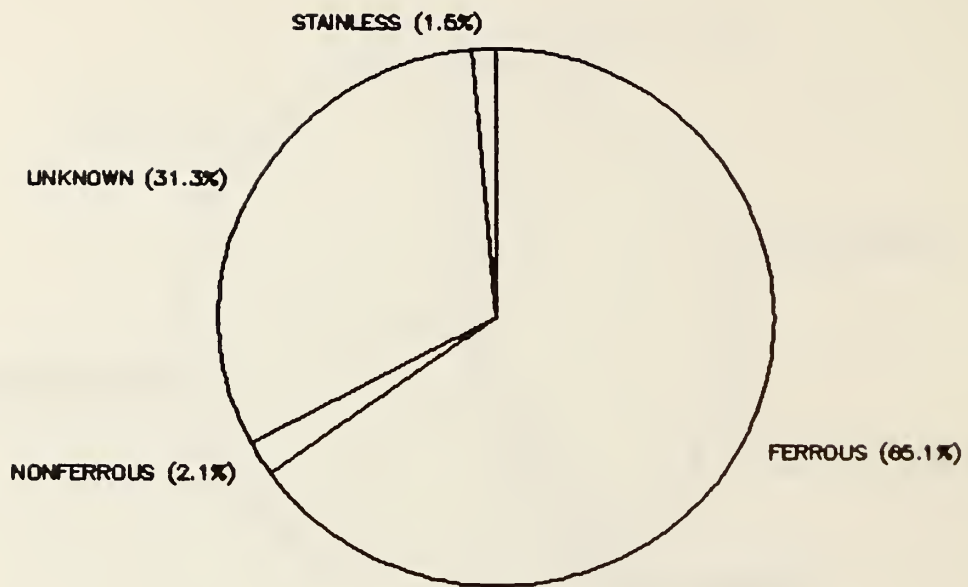


FIGURE 18. USA

FMS Materials Usage

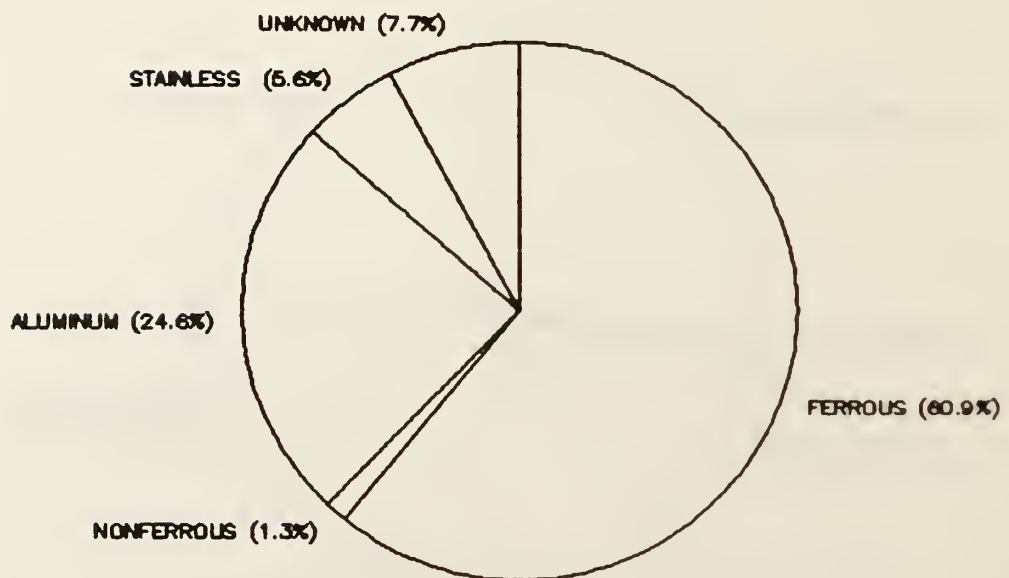


FIGURE 19. Eastern Europe

Part Cube Distribution

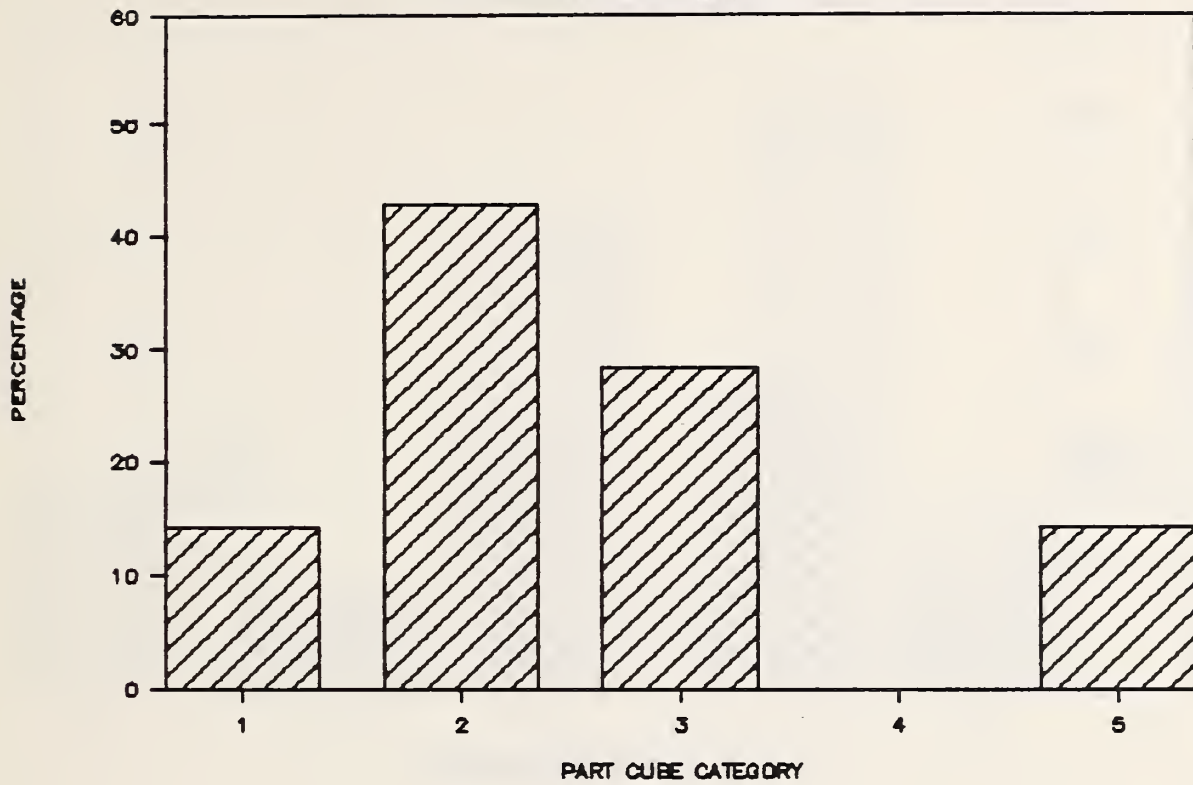


FIGURE 20. Western Europe

Part Cube Distribution

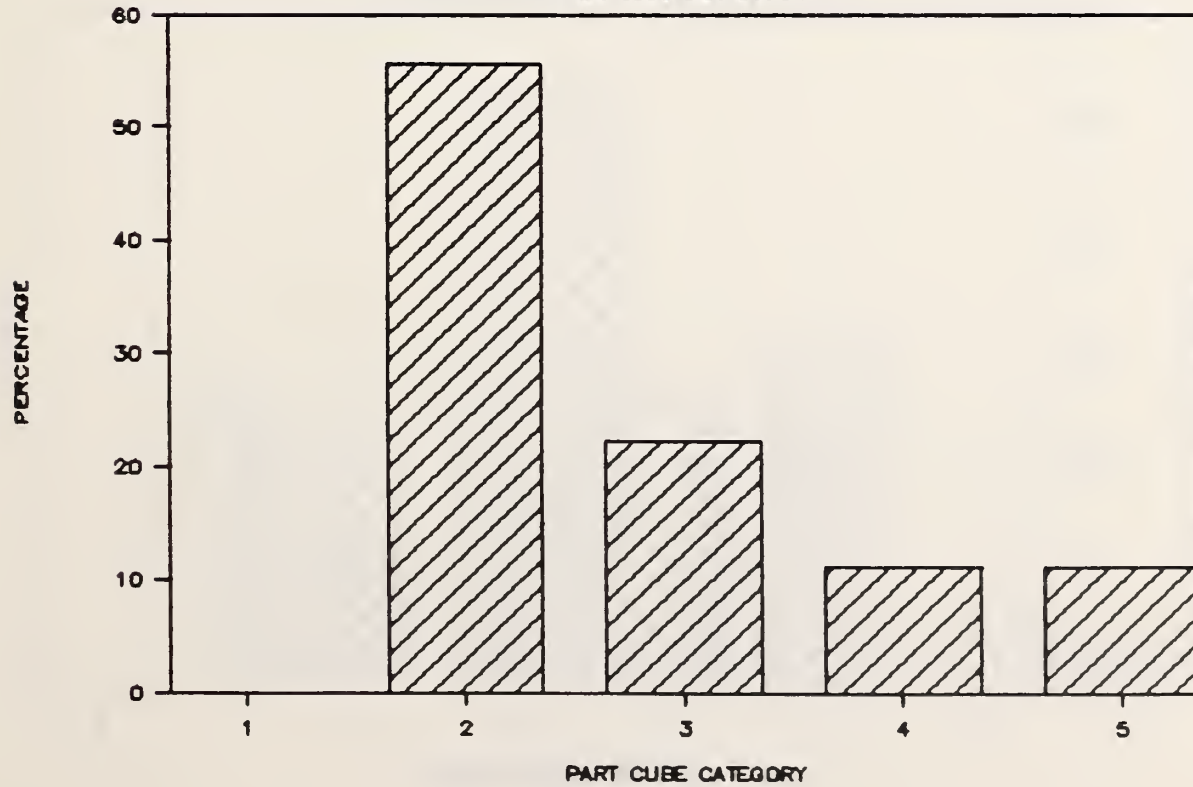


FIGURE 21. Japan

Part Cube Distribution

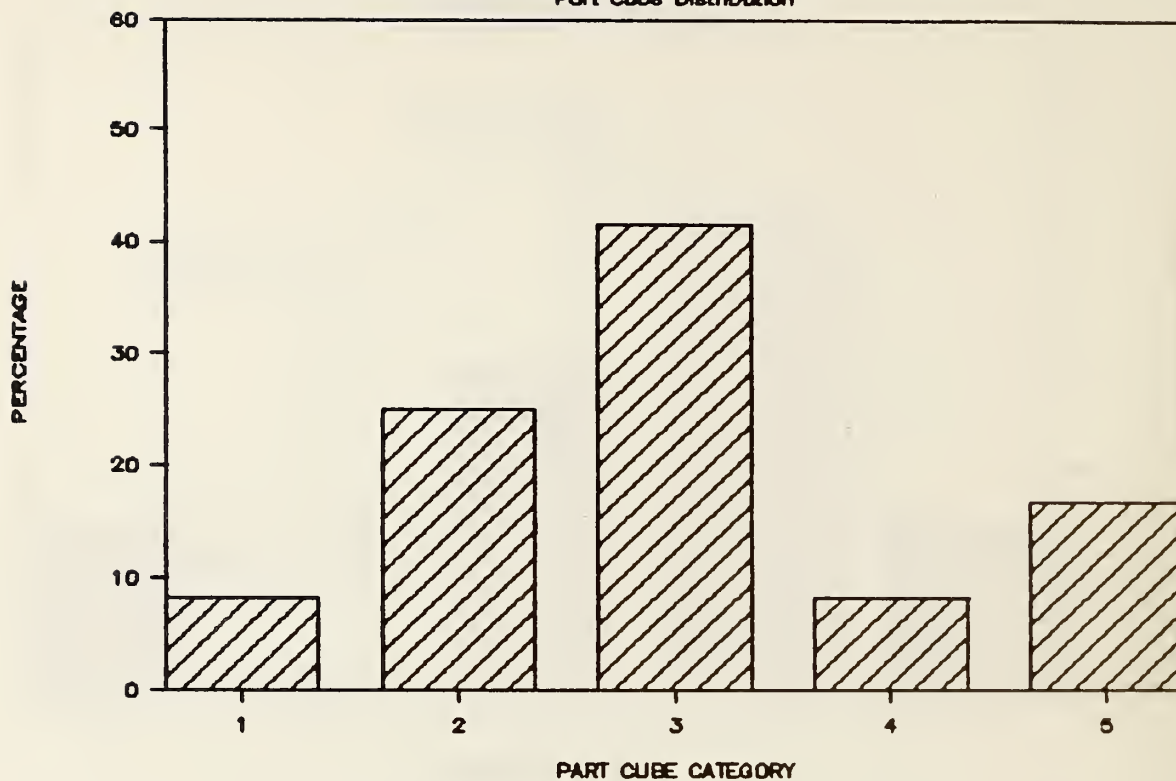


FIGURE 22. USA

Part Cube Distribution

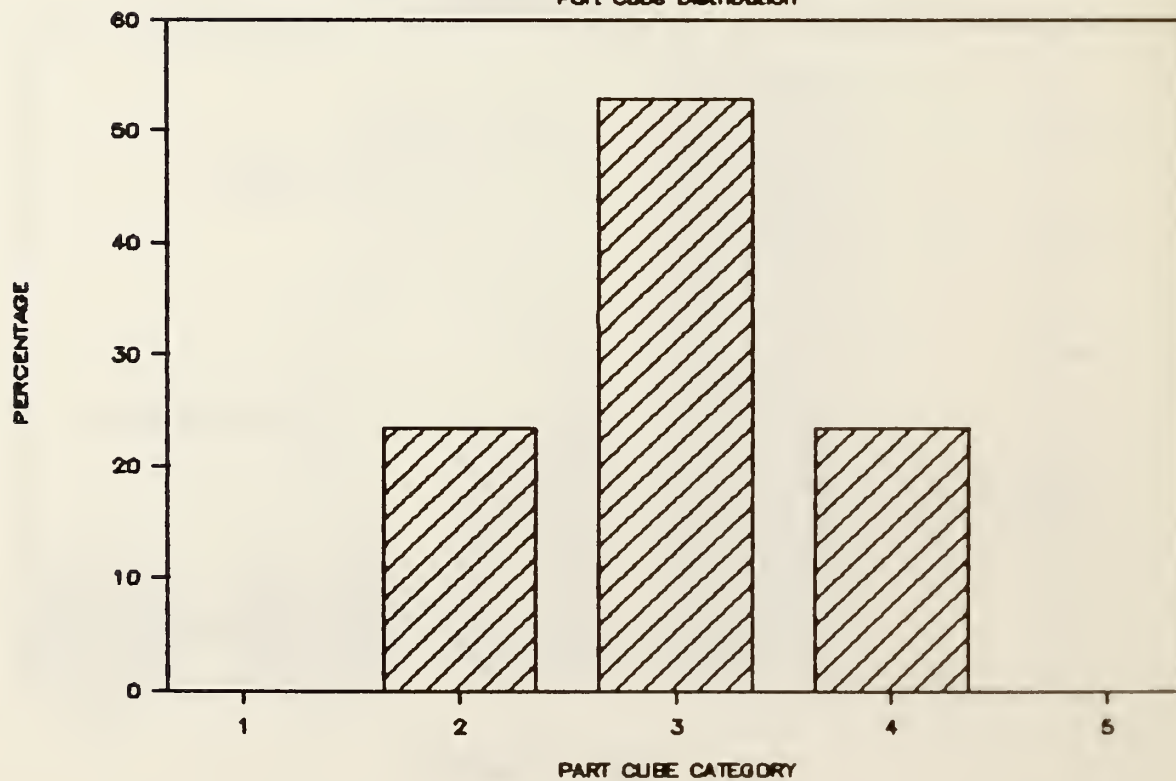


FIGURE 23. Eastern Europe

Materials Handling Distribution

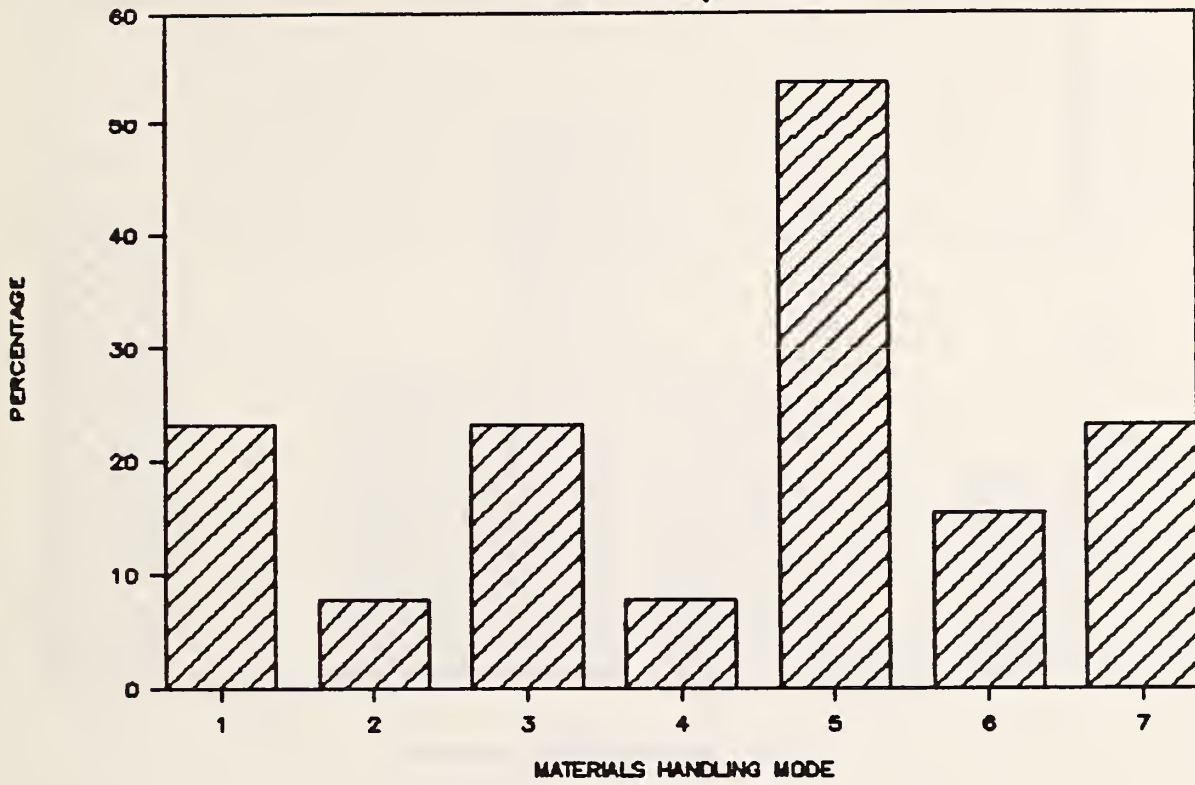


FIGURE 24. Western Europe

Materials Handling Distribution

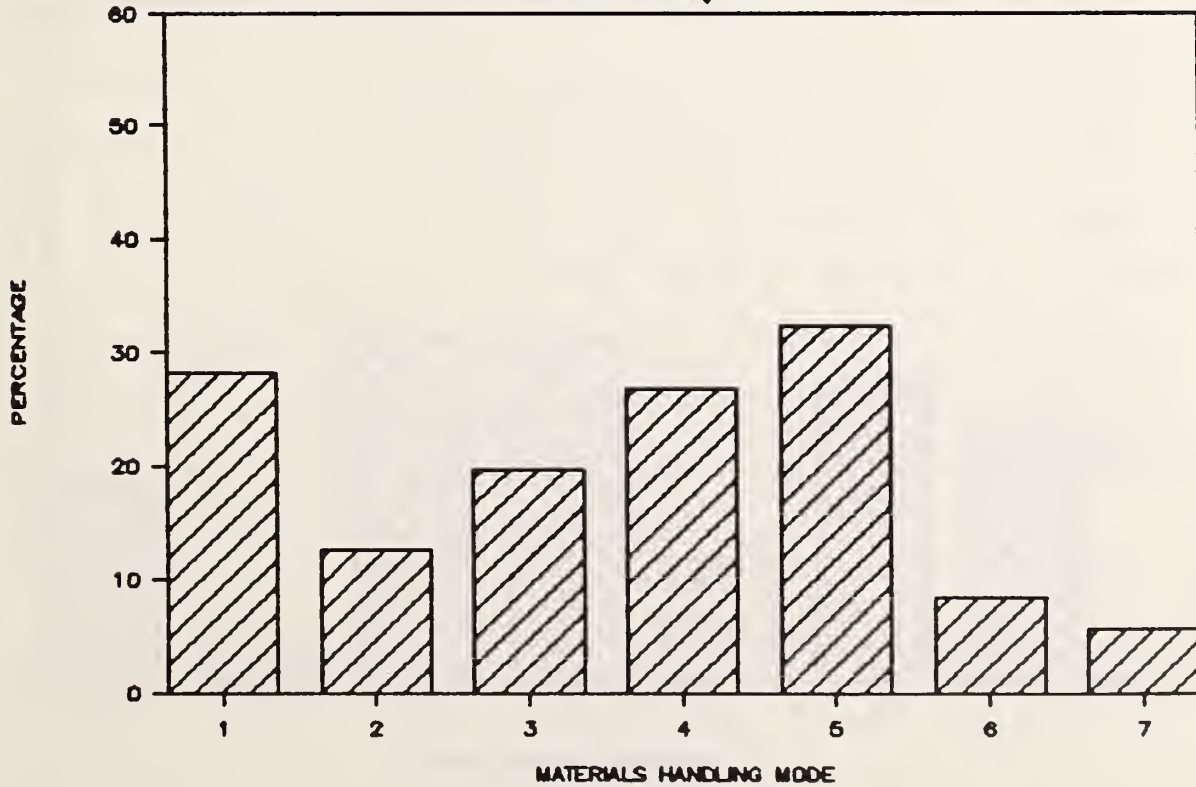


FIGURE 25. Japan

Materials Handling Distribution

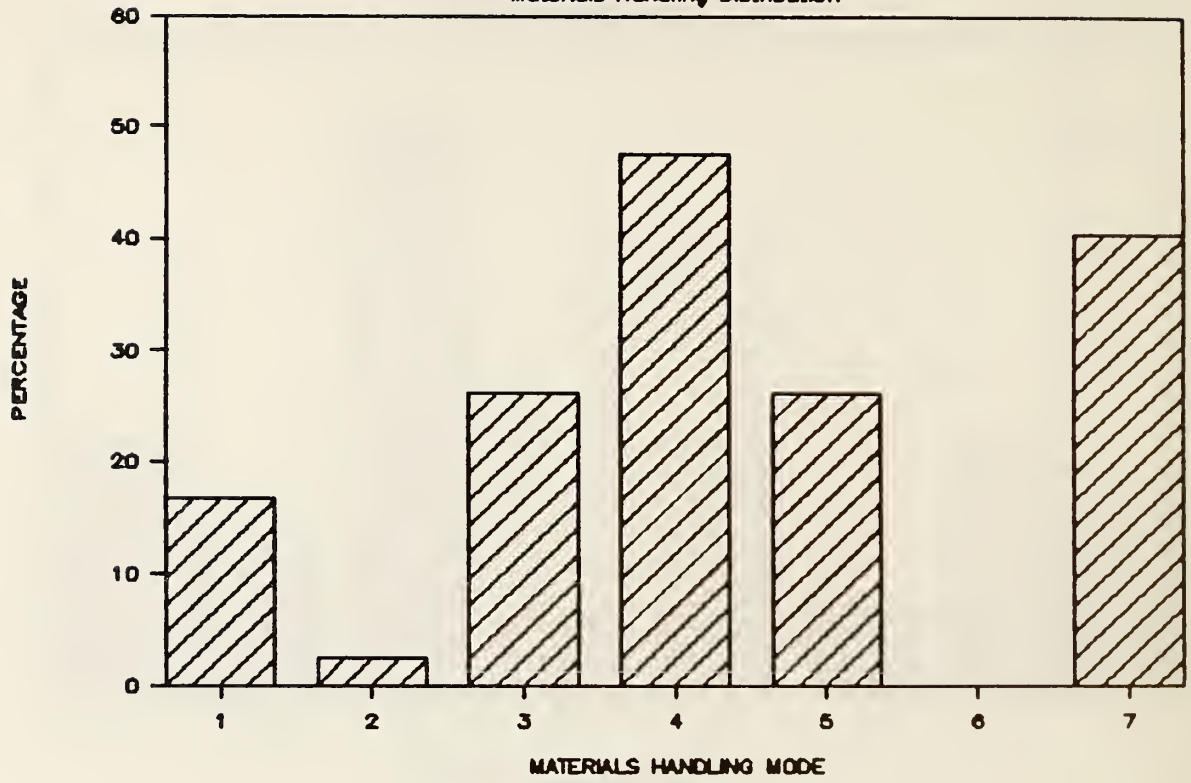
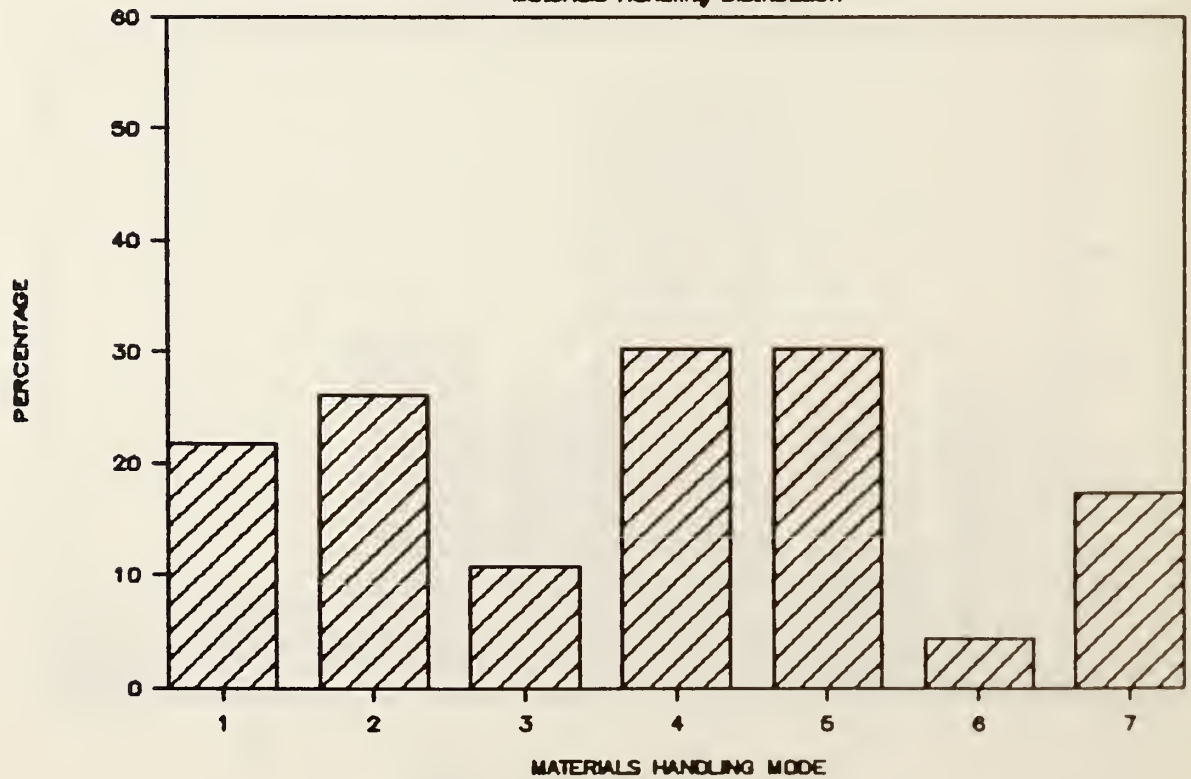


FIGURE 26. USA

Materials Handling Distribution



SUMMARY AND CONCLUSIONS

In order to assess the state of the art and to provide a basis for comparison, the main points from the analysis section will be summarized for each region. Overall conclusions for the report will also be given.

Eastern Europe

In Eastern Europe the numbers of systems reported are fewer than for any of the other regions studied. In addition, the growth of FMS technology appears to be linear, occurring at a slow and constant rate. This is in marked contrast to all other regions, which appear to have an exponential growth rate. However, Eastern European FMS implementations may be greatly underestimated in this report, reflecting the lack of published information on eastern block technology. One factor that suggests that the eastern block systems are being underreported is the complete lack of information on any military product applications.

The FMS systems in Eastern Europe are approximately half rotational systems, and half prismatic systems. Some evidence of the state of the art in these systems comes from the report that at least one system can economically produce a lot size of one. One available indication of the level of automation in these systems comes from the fact that slightly more than half of the implementations, which reported on their materials handling technology, use robotics. Although based upon a small sample size of 13, the use of robotics suggests a relatively high degree of automation.

Western Europe

Western Europe leads the other regions in terms of the number of FMS implementations and the growth rate for FMS implementations. This region has more individual firms with experience in FMS technology than any other. Although both governmental policy and economic conditions have a strong influence on the growth and diffusion of technology, Western Europe clearly has a great potential for technological growth in this area.

In terms of product mix, Western Europe has a balanced mix of traditional products with heavy equipment, industrial, and automotive products accounting for nearly 80 % of the product mix. The minimum lot size reported was 50, which may be an indication that the Western European systems have less flexibility than those found in other regions. A wide variety of materials handling technologies are used. There is some evidence that the Western European systems make less use of automation in their materials handling systems. The use of robotics is about the same as in Japan and the USA. However, the use of AGV's and ASRS is less prevalent in Western European Systems than for those surveyed in Japan or in the USA.

Japan

Japan trails the USA and Western Europe in terms of the number of implementations reported. The Japanese share of FMS technology increases when the comparison is based upon the number of machine tools, reflecting the fact that several of their FMS implementations are very large. The product mix for the Japanese systems differs markedly from the other regions in that the principal product is machine tools, which represent 64 % of all products

manufactured on FMS. This fact suggests that Japan has the potential to rapidly increase the use of FMS technology, even though they trail both Western Europe and the USA in terms of the number of firms employing FMS.

USA

The USA has a strong position in FMS technology. However, there are at least two areas of concern. First, the growth rate of FMS technology seems to be somewhat lower than that for Western Europe or Japan. Second, the product mix differs in that machine tool production on FMS is lower than that for any other region. Partly offsetting this is the drive for further automation provided by defense related products.

Conclusions

The data base, graphical comparisons, analysis, and summary above presents a state of the art picture of FMS technology in terms of the major operating characteristics. The report also provides an international comparison, in terms of growth and diffusion, for the four regions studied. However, this was not the only objective of this project. Perhaps of greater importance is the potential to use this research to provide a framework for further studies. The first contribution to future research is identifying the users of FMS technology. A second contribution is providing the information in a computerized data base to facilitate further work. The data base is highly flexible, and can be expanded to include both additional implementations (records) and additional data (fields). It is hoped that this report serves to encourage further investigations into FMS implementation.

APPENDICES

APPENDIX A. DATA BASE SCHEMA AND DATA DICTIONARY

COUNTRY: User country

COMPANY: User company

LOCATION: Location of FMS installation

DIVISION: Division of user company

SUPPLIER: Principal supplier of FMS

CLASS: System classification: FMS, FTL, or MC (see FMS abbreviations)

YEAR: The reported, or estimated, year when the FMS began routine production

FIN_JUST: Financial justification information

COMPUTER: The host computer

CONTROLS: The process controls. In the Eastern European installations the FMS system nomenclature is given in this field.

PRODUCTS: The principal products produced by the FMS

MATERIALS: The materials used to produce the product. Where not specified, this was inferred from the product when obvious. For example, aluminum was given as the material for aircraft parts, cast iron and steel were given as materials for machine tool parts.

NO_PARTS: The number of different unique parts produced by the FMS

NO_FAMILY: The number of product (or part) families produced by the FMS

PARTS_ANN: The number of parts produced annually, or the production rate

PART_CUBE: The dimensions of the part envelope

PART_SHAPE: The basic part geometry/production mode: prismatic (P), rotational (R), and unrestricted (U)

SCHEDULING: Descriptive information about the operation's scheduling

SCHEDULE2: A continuation of the SCHEDULING field

APPENDIX A. DATA BASE SCHEMA AND DATA DICTIONARY (CONT'D)

LOT_SIZE: Lot size information

CREW_SIZE: Crew size information. This is given by shift when possible.

MACH_SET: A list of the number and types of machines in the FMS (see FMS abbreviations)

MATL_HANDL: A brief description of the material handling equipment (see FMS abbreviations)

TOOLING: A brief description of the tool system used in the FMS (see FMS abbreviations)

FEATURES: A brief description of the FMS system features (see FMS abbreviations)

REFERENCES: A listing of the bibliographic reference numbers of the articles used in defining the record

APPENDIX B. LIST OF ABBREVIATIONS

Class

FMS: Flexible Manufacturing System

FTL: Flexible Transfer Line

MC: Machine Cell

Machine Tools

MC: Machining centers

NHM: NC Horizontal Mill

NVM: NC Vertical Mill

NM: NC Mill

NV: NC Vertical Lathe

NT: NC Lathe

ND: NC Drill

NB: NC Boring

NG: NC Gear Cutting

NGR: NC Grinding

WS: Wash Station

CMM: Coordinate Measuring Machine

MT: Unspecified Machine Tool

SP: Special Purpose Machine Tool

Organizational Abbreviations.

DOC: Department of Commerce

NBS: National Bureau of Standards

ITA: International Trade Administration

APPENDIX B. LIST OF ABBREVIATIONS (CONT'D)

Materials Handling:

- CT: Cart with towline
- AGV's: Automatic Guided Vehicle(s) (Wire Guided)
- RA: Robotic Application
- RG: Rail Guided Shuttle
- RC: Roller Conveyor
- CAR: Carrousel
- ASRS: Automatic Storage & Retrieval
- STK: Stacker Crane
- X: Other

Features:

- AC: Adaptive Control
- AE: Acoustic Emission
- CC: Central Coolant
- SC: Self-contained Coolant
- P: Probing
- I: Inspection
- X: Other
- WS: Wash Station

Miscellaneous Abbreviations

- CAM: Computer Aided Manufacturing
- CIM: Computer Integrated Manufacturing
- CNC: Computer Numerically Controlled (Machining)
- DNC: Direct (Computer) Numerically Controlled (Machining)

APPENDIX B. LIST OF ABBREVIATIONS (CONT'D)

Justification:

WIP: Work in process reductions
FLR: Floor space
LT: Lead time
MT: Reduction in the number of machine tools required
LAB: Reduced labor cost
PMX: Changing product mix
ROI: Return on investment
PB: Pay back period
UT: Machine utilization
PRD: Increased production
CST: Reduced manufacturing cost

Tooling:

CAR: Carrousel
HI: Head Indexer
HC: Head Changer
ATC: Automatic Tool Changing

Part Geometry:

R: Rotational
P: Prismatic
U: Unrestricted

APPENDIX C. FMS IMPLEMENTATION DATA BASE

APPENDIX C. FMS IMPLEMENTATION DATA BASE

1. COUNTRY: Austria
 2. COMPANY: Steyr Puch
 3. LOCATION:
 4. DIVISION:
 5. SUPPLIER: Mandelli
 6. CLASS: FMS
 7. YEAR: 84
 8. FINANCIAL DATA:
 9. COMPUTER:
 10. CONTROLS:
 11. PRODUCTS:
 12. MATERIALS:
 13. NUMBER OF PARTS:
 14. PART FAMILIES:
 15. PRODUCTION RATE:
 16. PART CUBE:
 17. PART SHAPE: Prismatic
 18. OPERATION
 SCHEDULING:
 19. LOT SIZE:
 20. MACHINE SET: 2 MC
 21. MATL. HANDLING:
 22. TOOLING:
 23. FEATURES:
 24. REFERENCES: 14

1. COUNTRY: Belgium
 2. COMPANY: Caterpillar
 3. LOCATION: Gosselies
 4. DIVISION:
 5. SUPPLIER: Hueller Hille
 6. CLASS: FMS
 7. YEAR: 80
 8. FINANCIAL DATA:
 9. COMPUTER:
 10. CONTROLS: Siemens
 11. PRODUCTS: Wheel loader lift arms
 12. MATERIALS: Steel
 13. NUMBER OF PARTS:
 14. PART FAMILIES:
 15. PRODUCTION RATE:
 16. PART CUBE:
 17. PART SHAPE: Prismatic
 18. OPERATION
 SCHEDULING:
 19. LOT SIZE:
 20. MACHINE SET: 2 NM, 2 MC
 21. MATL. HANDLING:
 22. TOOLING:
 23. FEATURES:
 24. REFERENCES: 14

APPENDIX C. FMS IMPLEMENTATION DATA BASE

1. COUNTRY: Belgium
 2. COMPANY: Caterpillar
 3. LOCATION: Gosselies
 4. DIVISION:
 5. SUPPLIER: Scharmann
 6. CLASS: FMS
 7. YEAR: 80
 8. FINANCIAL DATA:
 9. COMPUTER: Dual DEC PDP 11/34's
 10. CONTROLS: Siemens
 11. PRODUCTS: Wheel loader engine frames
 12. MATERIALS: Steel
 13. NUMBER OF PARTS:
 14. PART FAMILIES:
 15. PRODUCTION RATE: 2.5 hrs./part
 16. PART CUBE: 3 x 1.5 x .8 m
 17. PART SHAPE: Prismatic
 18. OPERATION
 SCHEDULING:
 19. LOT SIZE:
 20. MACHINE SET: 4 MC, 1 NM, 1 NB (vertical), 5 NB (duplex), 6 meas. sta.
 21. MATL. HANDLING: Rail guided cart
 22. TOOLING: ATC: 70 tool capacity
 23. FEATURES: Inspection, probing, and adaptive control
 24. REFERENCES: 14

1. COUNTRY: Belgium
 2. COMPANY: Caterpillar
 3. LOCATION: Gosselies
 4. DIVISION:
 5. SUPPLIER: Pegard
 6. CLASS: FMS
 7. YEAR: 80
 8. FINANCIAL DATA:
 9. COMPUTER:
 10. CONTROLS: Siemens
 11. PRODUCTS: Wheel loader frames
 12. MATERIALS: Steel
 13. NUMBER OF PARTS:
 14. PART FAMILIES:
 15. PRODUCTION RATE:
 16. PART CUBE:
 17. PART SHAPE: Prismatic
 18. OPERATION
 SCHEDULING:
 19. LOT SIZE:
 20. MACHINE SET: 1 NM, 3 MC
 21. MATL. HANDLING: Pallet shuttle
 22. TOOLING:
 23. FEATURES: Probing, adaptive control
 24. REFERENCES: 14

APPENDIX C. FMS IMPLEMENTATION DATA BASE

1. COUNTRY: Belgium
 2. COMPANY: DAF Trucks
 3. LOCATION:
 4. DIVISION:
 5. SUPPLIER: Comau
 6. CLASS: FMS
 7. YEAR: 85
 8. FINANCIAL DATA:
 9. COMPUTER:
 10. CONTROLS:
 11. PRODUCTS: Rear axle parts
 12. MATERIALS: Cast iron
 13. NUMBER OF PARTS:
 14. PART FAMILIES:
 15. PRODUCTION RATE:
 16. PART CUBE:
 17. PART SHAPE: Prismatic
 18. OPERATION
 SCHEDULING:
 19. LOT SIZE:
 20. MACHINE SET: 2 ND, 1 NB, 1 MC
 21. MATL. HANDLING: Cart with towline, robots
 22. TOOLING:
 23. FEATURES: Automated inspection
 24. REFERENCES: 14

1. COUNTRY: Bulgaria
 2. COMPANY: ITCR
 3. LOCATION:
 4. DIVISION:
 5. SUPPLIER:
 6. CLASS: MC
 7. YEAR: 80
 8. FINANCIAL DATA: 4-6 fold increase in productivity, reduced WIP inventory
 9. COMPUTER:
 10. CONTROLS:
 11. PRODUCTS:
 12. MATERIALS:
 13. NUMBER OF PARTS:
 14. PART FAMILIES:
 15. PRODUCTION RATE: 20,000 + parts per year
 16. PART CUBE:
 17. PART SHAPE: Rotational
 18. OPERATION
 SCHEDULING: Work centers are operated independently, two shift
 operation
 19. LOT SIZE:
 20. MACHINE SET: 5 NT, 1 ND, 1 WS
 21. MATL. HANDLING: AGV, ASRS, manually loaded machines
 22. TOOLING:
 23. FEATURES:
 24. REFERENCES: 83

APPENDIX C. FMS IMPLEMENTATION DATA BASE

1. COUNTRY: Bulgaria
 2. COMPANY: ITCR
 3. LOCATION:
 4. DIVISION:
 5. SUPPLIER:
 6. CLASS: MC
 7. YEAR: 80
 8. FINANCIAL DATA: 3-7 fold increase in productivity, less than 1% scrap
 9. COMPUTER:
 10. CONTROLS:
 11. PRODUCTS: Gear boxes for machine tools
 12. MATERIALS: Cast iron
 13. NUMBER OF PARTS: 12
 14. PART FAMILIES:
 15. PRODUCTION RATE: 1,600 per year
 16. PART CUBE:
 17. PART SHAPE: Prismatic
 18. OPERATION SCHEDULING: Two shift operation
 19. LOT SIZE:
 20. MACHINE SET: 3 NHM, 2 NVM, 1 CMM
 21. MATL. HANDLING: Rail guided vehicle
 22. TOOLING: ATC: capacities of 32,48,60, and 90
 23. FEATURES:
 24. REFERENCES: 83

1. COUNTRY: Bulgaria
 2. COMPANY:
 3. LOCATION:
 4. DIVISION:
 5. SUPPLIER: Hitachi Seiki, Fanuc
 6. CLASS: FMS
 7. YEAR: 82
 8. FINANCIAL DATA:
 9. COMPUTER:
 10. CONTROLS:
 11. PRODUCTS:
 12. MATERIALS:
 13. NUMBER OF PARTS:
 14. PART FAMILIES:
 15. PRODUCTION RATE:
 16. PART CUBE:
 17. PART SHAPE: Prismatic
 18. OPERATION SCHEDULING:
 19. LOT SIZE:
 20. MACHINE SET: 30 MC
 21. MATL. HANDLING: Robots
 22. TOOLING:
 23. FEATURES:
 24. REFERENCES: 14

APPENDIX C. FMS IMPLEMENTATION DATA BASE

1. COUNTRY: Bulgaria
 2. COMPANY:
 3. LOCATION:
 4. DIVISION:
 5. SUPPLIER:
 6. CLASS: MC
 7. YEAR: 79
 8. FINANCIAL DATA:
 9. COMPUTER:
 10. CONTROLS: SSHO System
 11. PRODUCTS: Electric motor shafts
 12. MATERIALS: Steel
 13. NUMBER OF PARTS:
 14. PART FAMILIES:
 15. PRODUCTION RATE:
 16. PART CUBE:
 17. PART SHAPE: Rotational
 18. OPERATION
 SCHEDULING:
 19. LOT SIZE:
 20. MACHINE SET: 4 NGR
 21. MATL. HANDLING: Overhead robot
 22. TOOLING:
 23. FEATURES:
 24. REFERENCES: 86

1. COUNTRY: Bulgaria
 2. COMPANY:
 3. LOCATION:
 4. DIVISION:
 5. SUPPLIER:
 6. CLASS: MC
 7. YEAR: 77
 8. FINANCIAL DATA:
 9. COMPUTER:
 10. CONTROLS: ZMM System, Fanuc licensed NC controls
 11. PRODUCTS:
 12. MATERIALS:
 13. NUMBER OF PARTS:
 14. PART FAMILIES:
 15. PRODUCTION RATE:
 16. PART CUBE:
 17. PART SHAPE: Prismatic
 18. OPERATION
 SCHEDULING:
 19. LOT SIZE:
 20. MACHINE SET: 4 MC
 21. MATL. HANDLING:
 22. TOOLING:
 23. FEATURES:
 24. REFERENCES: 86

APPENDIX C. FMS IMPLEMENTATION DATA BASE

1. COUNTRY: Bulgaria
 2. COMPANY:
 3. LOCATION:
 4. DIVISION:
 5. SUPPLIER:
 6. CLASS: MC
 7. YEAR: 76
 8. FINANCIAL DATA:
 9. COMPUTER:
 10. CONTROLS: ZMM System (DNC)
 11. PRODUCTS:
 12. MATERIALS:
 13. NUMBER OF PARTS:
 14. PART FAMILIES:
 15. PRODUCTION RATE:
 16. PART CUBE:
 17. PART SHAPE: Rotational
 18. OPERATION
 SCHEDULING:
 19. LOT SIZE:
 20. MACHINE SET: 4 NT
 21. MATL. HANDLING: 2 Robots
 22. TOOLING:
 23. FEATURES:
 24. REFERENCES: 86

1. COUNTRY: Czechoslovakia
 2. COMPANY: Kovosvit Sezimovo
 3. LOCATION:
 4. DIVISION: ISTU, N.E.
 5. SUPPLIER: Tos Kurim
 6. CLASS: MC
 7. YEAR: 77
 8. FINANCIAL DATA:
 9. COMPUTER:
 10. CONTROLS: IVU 320 System
 11. PRODUCTS: Flanges and shafts
 12. MATERIALS: Steel
 13. NUMBER OF PARTS: 5,000
 14. PART FAMILIES:
 15. PRODUCTION RATE:
 16. PART CUBE: 120 mm round x 500 mm long
 17. PART SHAPE: Rotational
 18. OPERATION
 SCHEDULING:
 19. LOT SIZE: Average of 39
 20. MACHINE SET: 22 NT, 1 NHM, 1 ND, 1 NHM (off line)
 21. MATL. HANDLING: Stacker crane
 22. TOOLING:
 23. FEATURES:
 24. REFERENCES: 41

APPENDIX C. FMS IMPLEMENTATION DATA BASE

1. COUNTRY: Czechoslovakia
 2. COMPANY: Pvazke-Strojirney Works
 3. LOCATION:
 4. DIVISION:
 5. SUPPLIER: Tos Kurim
 6. CLASS: MC
 7. YEAR: 77
 8. FINANCIAL DATA:
 9. COMPUTER:
 10. CONTROLS: IVU 200 System
 11. PRODUCTS:
 12. MATERIALS:
 13. NUMBER OF PARTS:
 14. PART FAMILIES:
 15. PRODUCTION RATE:
 16. PART CUBE: 200 mm
 17. PART SHAPE: Prismatic
 18. OPERATION
 SCHEDULING:
 19. LOT SIZE:
 20. MACHINE SET: 1 NHM, 1 NVM, 1 CMM, 1 WS
 21. MATL. HANDLING: Stacker crane, ASRS
 22. TOOLING:
 23. FEATURES:
 24. REFERENCES: 41, 69

1. COUNTRY: Czechoslovakia
 2. COMPANY: Sezimovo Usti
 3. LOCATION: Kosovit Plant
 4. DIVISION:
 5. SUPPLIER: Tos Kurim
 6. CLASS: MC
 7. YEAR: 77
 8. FINANCIAL DATA:
 9. COMPUTER:
 10. CONTROLS: IVU 320 System
 11. PRODUCTS: Flanges and shafts
 12. MATERIALS: Carbon steel
 13. NUMBER OF PARTS: 5,500
 14. PART FAMILIES:
 15. PRODUCTION RATE:
 16. PART CUBE: Shafts: 120 mm round x 500 mm long, flanges 50-320 mm rd.
 17. PART SHAPE: Rotational
 18. OPERATION Crew of 13
 SCHEDULING:
 19. LOT SIZE: Average of 39, minimum of 10
 20. MACHINE SET: 22 NT, 2 NVM, 1 ND
 21. MATL. HANDLING: Stacker crane
 22. TOOLING:
 23. FEATURES:
 24. REFERENCES: 41

APPENDIX C. FMS IMPLEMENTATION DATA BASE

1. COUNTRY: Czechoslovakia
 2. COMPANY: Tos Kurim
 3. LOCATION:
 4. DIVISION:
 5. SUPPLIER: Tos Kurim
 6. CLASS: MC
 7. YEAR: 77
 8. FINANCIAL DATA:
 9. COMPUTER:
 10. CONTROLS: IVU 800 System
 11. PRODUCTS: Machine tool parts
 12. MATERIALS: Steel, cast iron
 13. NUMBER OF PARTS:
 14. PART FAMILIES:
 15. PRODUCTION RATE:
 16. PART CUBE: 800 mm
 17. PART SHAPE: Prismatic
 18. OPERATION
 SCHEDULING:
 19. LOT SIZE: 25 maximum
 20. MACHINE SET: 1 NM, 2 MC, 1 NB
 21. MATL. HANDLING: Stacker crane, 2 carts
 22. TOOLING: ATC
 23. FEATURES:
 24. REFERENCES: 41

1. COUNTRY: Czechoslovakia
 2. COMPANY: Tos Kurim
 3. LOCATION:
 4. DIVISION:
 5. SUPPLIER: Tos Kurim
 6. CLASS: MC
 7. YEAR: 77
 8. FINANCIAL DATA:
 9. COMPUTER:
 10. CONTROLS: IVU 1250 System
 11. PRODUCTS: Machine tool parts
 12. MATERIALS: Steel, cast iron
 13. NUMBER OF PARTS:
 14. PART FAMILIES:
 15. PRODUCTION RATE:
 16. PART CUBE: 1250 mm
 17. PART SHAPE: Prismatic
 18. OPERATION
 SCHEDULING:
 19. LOT SIZE: 25 maximum
 20. MACHINE SET: 1 NM, 1 NB, 2 NHM, 1 MC, 2 CMM
 21. MATL. HANDLING: Stacker crane, 2 carts
 22. TOOLING: Manual
 23. FEATURES:
 24. REFERENCES: 41

APPENDIX C. FMS IMPLEMENTATION DATA BASE

1. COUNTRY: Czechoslovakia
 2. COMPANY: Tos Olomoc
 3. LOCATION: Olomoc
 4. DIVISION:
 5. SUPPLIER: Vusco Research Institute
 6. CLASS: FMS
 7. YEAR: 83
 8. FINANCIAL DATA:
 9. COMPUTER: ADT 4500 (Czech.)
 10. CONTROLS: PVS 400 System, NS Series 750, 850, and 920 controls
 11. PRODUCTS: Machine tool parts
 12. MATERIALS: Cast iron
 13. NUMBER OF PARTS: 40
 14. PART FAMILIES: 8
 15. PRODUCTION RATE: 52 parts/24 hours
 16. PART CUBE: 400 mm
 17. PART SHAPE: Prismatic
 18. OPERATION SCHEDULING: Random flow of parts. One manned shift, 24 hour operation. Parallel machine centers.
 19. LOT SIZE:
 20. MACHINE SET: 8 MC, 2 CMM, 2 WS
 21. MATL. HANDLING: Stacker crane, ASRS
 22. TOOLING: ATC: tool magazines linked by automatic tool transfer
 23. FEATURES: Adaptive control
 24. REFERENCES: 41, 78

1. COUNTRY: Czechoslovakia
 2. COMPANY: Unknown
 3. LOCATION:
 4. DIVISION:
 5. SUPPLIER: SKODA
 6. CLASS: MC
 7. YEAR: 77
 8. FINANCIAL DATA:
 9. COMPUTER:
 10. CONTROLS: SKODA-NC-N System
 11. PRODUCTS:
 12. MATERIALS:
 13. NUMBER OF PARTS:
 14. PART FAMILIES:
 15. PRODUCTION RATE:
 16. PART CUBE: 3.5 x 2.24 x 2 m
 17. PART SHAPE: Prismatic
 18. OPERATION SCHEDULING:
 19. LOT SIZE:
 20. MACHINE SET:
 21. MATL. HANDLING:
 22. TOOLING:
 23. FEATURES:
 24. REFERENCES: 86

APPENDIX C. FMS IMPLEMENTATION DATA BASE

1. COUNTRY: Czechoslovakia
 2. COMPANY: Vuste Research Institute
 3. LOCATION: Prague
 4. DIVISION:
 5. SUPPLIER: Vuste Research Institute
 6. CLASS: FMS
 7. YEAR: 84
 8. FINANCIAL DATA:
 9. COMPUTER:
 10. CONTROLS:
 11. PRODUCTS:
 12. MATERIALS: Steel, cast iron, and non-ferrous metals
 13. NUMBER OF PARTS:
 14. PART FAMILIES:
 15. PRODUCTION RATE:
 16. PART CUBE: .25 m cube (prismatic), .16 m rd. x .38 m l (rotational)
 17. PART SHAPE: Prismatic and rotational
 18. OPERATION SCHEDULING: Computer scheduling of work and material transport.
 Central computer downloads NC programs.
 19. LOT SIZE:
 20. MACHINE SET: 2 MC, 2 NT
 21. MATL. HANDLING: rail guided cart, robots
 22. TOOLING:
 23. FEATURES:
 24. REFERENCES: 23

1. COUNTRY: Czechoslovakia
 2. COMPANY: ZPS Gottwaldow
 3. LOCATION:
 4. DIVISION:
 5. SUPPLIER: Tos Kurim
 6. CLASS: MC
 7. YEAR: 75
 8. FINANCIAL DATA: 15 jobs eliminated, 90% machine utilization acheived
 9. COMPUTER:
 10. CONTROLS: IVU 400 System
 11. PRODUCTS: Machine tool and shoe machinery parts
 12. MATERIALS: Cast iron
 13. NUMBER OF PARTS: 20,000
 14. PART FAMILIES:
 15. PRODUCTION RATE:
 16. PART CUBE: 630 mm
 17. PART SHAPE: Prismatic
 18. OPERATION SCHEDULING:
 19. LOT SIZE: Average of 50, range of 10 to 100
 20. MACHINE SET: 10 MC
 21. MATL. HANDLING: Stacker Crane
 22. TOOLING:
 23. FEATURES:
 24. REFERENCES: 41

APPENDIX C. FMS IMPLEMENTATION DATA BASE

1. COUNTRY: East Germany
 2. COMPANY: 7 October
 3. LOCATION:
 4. DIVISION: Niles Group
 5. SUPPLIER: 7 October
 6. CLASS: MC
 7. YEAR: 71
 8. FINANCIAL DATA:
 9. COMPUTER:
 10. CONTROLS: Rota F125 System
 11. PRODUCTS: Machine tool parts
 12. MATERIALS: Steel, cast iron
 13. NUMBER OF PARTS: 400
 14. PART FAMILIES:
 15. PRODUCTION RATE: 135,000/year
 16. PART CUBE: 125 mm diameter
 17. PART SHAPE: Rotational
 18. OPERATION SCHEDULING: Batch computer schedules with revisions by operator
 19. LOT SIZE:
 20. MACHINE SET: 1 NT (rough), 3 NT, 2 NM/D, 1 NGR
 21. MATL. HANDLING: Overhead carousel (270 part capacity), manual load/unload
 22. TOOLING:
 23. FEATURES:
 24. REFERENCES: 37, 38

1. COUNTRY: East Germany
 2. COMPANY: 7 October
 3. LOCATION: Zerbst
 4. DIVISION:
 5. SUPPLIER: 7 October
 6. CLASS: FMS
 7. YEAR: 73
 8. FINANCIAL DATA: 4-5 year payback, 270% increase in productivity
 9. COMPUTER: Robotron 4000
 10. CONTROLS: Rota FZ200 System
 11. PRODUCTS: Gears for machine tools
 12. MATERIALS: Steel
 13. NUMBER OF PARTS: 2,000
 14. PART FAMILIES:
 15. PRODUCTION RATE: 310,000 parts/year
 16. PART CUBE: 60-200 mm diameter
 17. PART SHAPE: Rotational
 18. OPERATION SCHEDULING: Batch computer schedules with revisions by operator
 19. LOT SIZE: Range 10 to 500
 20. MACHINE SET: 16 work stations: 3 NV, 1 NT, 2 NM, + ...
 21. MATL. HANDLING: Stacker crane, robots for machine loading
 22. TOOLING: Manual, local to each machine
 23. FEATURES: Gear hardening equipment planned for 1978
 24. REFERENCES: 14, 37, 38, 39

APPENDIX C. FMS IMPLEMENTATION DATA BASE

1. COUNTRY: East Germany
 2. COMPANY: Fritz Heckert
 3. LOCATION: Gruenbach
 4. DIVISION:
 5. SUPPLIER: Fritz Heckert
 6. CLASS: MC
 7. YEAR: 71
 8. FINANCIAL DATA: 62.8 % cost reduction in sample of 21 parts
 9. COMPUTER: KRS 4200
 10. CONTROLS: Prisma 1 System
 11. PRODUCTS: Machine tool components
 12. MATERIALS: Steel, cast iron
 13. NUMBER OF PARTS:
 14. PART FAMILIES:
 15. PRODUCTION RATE:
 16. PART CUBE: 250 mm
 17. PART SHAPE: Prismatic
 18. OPERATION SCHEDULING: Fixed sequence of operations for each part
 19. LOT SIZE:
 20. MACHINE SET: 1 NHM, 1 NVM
 21. MATL. HANDLING: Carosel at center of cell
 22. TOOLING: 40 per machine tool
 23. FEATURES:
 24. REFERENCES: 14, 37, 38

1. COUNTRY: East Germany
 2. COMPANY: Fritz Heckert
 3. LOCATION: Auerbach
 4. DIVISION: Karl-Marx-Stadt
 5. SUPPLIER: Fritz Heckert
 6. CLASS: FMS
 7. YEAR: 72
 8. FINANCIAL DATA: 5 year payback, 75 % machine utilization
 9. COMPUTER:
 10. CONTROLS: Prisma 2 System
 11. PRODUCTS: Machine tool parts
 12. MATERIALS: Steel, cast iron
 13. NUMBER OF PARTS: 12
 14. PART FAMILIES:
 15. PRODUCTION RATE: 8,000 parts/year
 16. PART CUBE: 1 x 1 x 1.5 m
 17. PART SHAPE: Prismatic
 18. OPERATION SCHEDULING: Multiple routings with alternate operations generated by computer to balance the work load, crew of 11
 19. LOT SIZE:
 20. MACHINE SET: 1 NM (rough), 2 NVM, 3 MC, 2 CMM, 2 WS
 21. MATL. HANDLING: Air cushion conveyor positions pallet to w/i 3 um
 22. TOOLING: Local to MT, up to 138/MT
 23. FEATURES: Adaptive control: tool wear, casting dim., plt. position
 24. REFERENCES: 14, 37, 38, 39

APPENDIX C. FMS IMPLEMENTATION DATA BASE

1. COUNTRY: East Germany
 2. COMPANY: Herbert Warnke
 3. LOCATION: Erfurt
 4. DIVISION:
 5. SUPPLIER: Fritz Heckert
 6. CLASS: MC
 7. YEAR: 78
 8. FINANCIAL DATA:
 9. COMPUTER:
 10. CONTROLS: PC 1 System
 11. PRODUCTS: Very large parts for metal forming machines
 12. MATERIALS: Cast iron
 13. NUMBER OF PARTS:
 14. PART FAMILIES:
 15. PRODUCTION RATE:
 16. PART CUBE:
 17. PART SHAPE: Prismatic
 18. OPERATION
 SCHEDULING:
 19. LOT SIZE:
 20. MACHINE SET: 2 NVM (200 mm spindle), 1 NVM (250 mm spindle)
 21. MATL. HANDLING: Overhead crane
 22. TOOLING:
 23. FEATURES:
 24. REFERENCES: 39

1. COUNTRY: East Germany
 2. COMPANY: Herbert Warnke
 3. LOCATION: Erfurt
 4. DIVISION:
 5. SUPPLIER: Fritz Heckert, Svoda
 6. CLASS: FMS
 7. YEAR: 77
 8. FINANCIAL DATA: Labor savings of 55,000 man-hrs./year, 66% MT utilization
 9. COMPUTER: Robotron 4000
 10. CONTROLS: PC 3 System
 11. PRODUCTS: Large parts for metal presses & brakes
 12. MATERIALS: Cast iron, steel
 13. NUMBER OF PARTS: 120
 14. PART FAMILIES:
 15. PRODUCTION RATE: 625 parts/ year
 16. PART CUBE: 4 - 7 m
 17. PART SHAPE: Prismatic
 18. OPERATION
 SCHEDULING: Works to a monthly plan, infrequent changes made by the operator, simulation is used in developing the schedule
 19. LOT SIZE:
 20. MACHINE SET: 5 NVM (250 mm & 160 mm spindles)
 21. MATL. HANDLING: Rail guided cart with 57 m track and 14 stations
 22. TOOLING: ATC for each machine
 23. FEATURES:
 24. REFERENCES: 23, 38, 39

APPENDIX C. FMS IMPLEMENTATION DATA BASE

1. COUNTRY: East Germany
 2. COMPANY: Hermann Matern
 3. LOCATION: Zerbst
 4. DIVISION:
 5. SUPPLIER: 7 October
 6. CLASS: FMS
 7. YEAR: 73
 8. FINANCIAL DATA:
 9. COMPUTER: 2 - KRS 4201's
 10. CONTROLS: FZ 200 System
 11. PRODUCTS: Spur gears for lathes
 12. MATERIALS: Steel
 13. NUMBER OF PARTS: 200
 14. PART FAMILIES:
 15. PRODUCTION RATE: 180,000 parts/year
 16. PART CUBE: 60-200 mm round
 17. PART SHAPE: Rotational
 18. OPERATION
 SCHEDULING:
 19. LOT SIZE: 400 maximum
 20. MACHINE SET: 5 NT, 3 NGR, 1 Broaching MT, 9 NG, 1 Burnishing MT
 21. MATL. HANDLING:
 22. TOOLING:
 23. FEATURES:
 24. REFERENCES: 86

1. COUNTRY: East Germany
 2. COMPANY: Saalfeld
 3. LOCATION:
 4. DIVISION:
 5. SUPPLIER:
 6. CLASS: MC
 7. YEAR: 80
 8. FINANCIAL DATA:
 9. COMPUTER:
 10. CONTROLS: MAPK 500 System
 11. PRODUCTS: Drill gearbox, spindle, and base
 12. MATERIALS: Steel, cast iron
 13. NUMBER OF PARTS:
 14. PART FAMILIES:
 15. PRODUCTION RATE:
 16. PART CUBE: 500 mm
 17. PART SHAPE: Prismatic
 18. OPERATION
 SCHEDULING:
 19. LOT SIZE:
 20. MACHINE SET: 2 MC
 21. MATL. HANDLING: 1 Rail guided cart, 2 carousels
 22. TOOLING: Head changer
 23. FEATURES:
 24. REFERENCES: 39

APPENDIX C. FMS IMPLEMENTATION DATA BASE

1. COUNTRY: East Germany
 2. COMPANY: USSR Import
 3. LOCATION:
 4. DIVISION: VEB Rawema
 5. SUPPLIER: Fritz Heckert
 6. CLASS: FMS
 7. YEAR: 85
 8. FINANCIAL DATA:
 9. COMPUTER:
 10. CONTROLS: FMS 1000 System
 11. PRODUCTS:
 12. MATERIALS:
 13. NUMBER OF PARTS:
 14. PART FAMILIES:
 15. PRODUCTION RATE:
 16. PART CUBE: 1000 mm
 17. PART SHAPE: Prismatic
 18. OPERATION
 SCHEDULING:
 19. LOT SIZE:
 20. MACHINE SET: 19 MT
 21. MATL. HANDLING: Robots
 22. TOOLING:
 23. FEATURES:
 24. REFERENCES: 24

1. COUNTRY: East Germany
 2. COMPANY: Umformtechnik
 3. LOCATION: Erfurt
 4. DIVISION:
 5. SUPPLIER: Forschungszentrum
 6. CLASS: FMS
 7. YEAR: 77
 8. FINANCIAL DATA:
 9. COMPUTER:
 10. CONTROLS: PC 3 System
 11. PRODUCTS:
 12. MATERIALS:
 13. NUMBER OF PARTS:
 14. PART FAMILIES:
 15. PRODUCTION RATE:
 16. PART CUBE: 1000 mm, 24000 kps
 17. PART SHAPE: Prismatic
 18. OPERATION
 SCHEDULING:
 19. LOT SIZE:
 20. MACHINE SET: 5 NVM
 21. MATL. HANDLING:
 22. TOOLING:
 23. FEATURES:
 24. REFERENCES: 86

APPENDIX C. FMS IMPLEMENTATION DATA BASE

1. COUNTRY: East Germany
 2. COMPANY:
 3. LOCATION: Dresden
 4. DIVISION: Agricultural Machinery
 5. SUPPLIER: Fritz Heckert
 6. CLASS: FMS
 7. YEAR: 84
 8. FINANCIAL DATA: 480 % increase in productivity
 9. COMPUTER:
 10. CONTROLS:
 11. PRODUCTS: Gear boxes
 12. MATERIALS: Cast iron
 13. NUMBER OF PARTS:
 14. PART FAMILIES:
 15. PRODUCTION RATE:
 16. PART CUBE:
 17. PART SHAPE: Prismatic
 18. OPERATION
 SCHEDULING:
 19. LOT SIZE:
 20. MACHINE SET: 8 MC, 1 WS
 21. MATL. HANDLING: Rail guided cart, ASRS
 22. TOOLING:
 23. FEATURES:
 24. REFERENCES: 24

1. COUNTRY: East Germany
 2. COMPANY: Veb Robur
 3. LOCATION:
 4. DIVISION:
 5. SUPPLIER: Comau
 6. CLASS: FMS
 7. YEAR: 83
 8. FINANCIAL DATA:
 9. COMPUTER:
 10. CONTROLS:
 11. PRODUCTS:
 12. MATERIALS:
 13. NUMBER OF PARTS:
 14. PART FAMILIES:
 15. PRODUCTION RATE:
 16. PART CUBE:
 17. PART SHAPE: Prismatic
 18. OPERATION
 SCHEDULING:
 19. LOT SIZE:
 20. MACHINE SET:
 21. MATL. HANDLING:
 22. TOOLING:
 23. FEATURES:
 24. REFERENCES: 14

APPENDIX C. FMS IMPLEMENTATION DATA BASE

1. COUNTRY: East Germany
 2. COMPANY: Werkzeugmaschinenkombinat
 3. LOCATION:
 4. DIVISION:
 5. SUPPLIER: 7 October
 6. CLASS: FMS
 7. YEAR: 73
 8. FINANCIAL DATA:
 9. COMPUTER:
 10. CONTROLS:
 11. PRODUCTS:
 12. MATERIALS:
 13. NUMBER OF PARTS:
 14. PART FAMILIES:
 15. PRODUCTION RATE:
 16. PART CUBE: Rotational
 17. PART SHAPE:
 18. OPERATION
 SCHEDULING:
 19. LOT SIZE:
 20. MACHINE SET: 3 NV, 1 NT, 2 NM
 21. MATL. HANDLING:
 22. TOOLING:
 23. FEATURES:
 24. REFERENCES: 14

1. COUNTRY: France
 2. COMPANY: Alsthom Atlantique
 3. LOCATION: Saint Nazaire
 4. DIVISION:
 5. SUPPLIER: Mandelli
 6. CLASS: FMS
 7. YEAR: 84
 8. FINANCIAL DATA:
 9. COMPUTER:
 10. CONTROLS:
 11. PRODUCTS: Diesel engine parts
 12. MATERIALS: Cast iron, steel
 13. NUMBER OF PARTS:
 14. PART FAMILIES:
 15. PRODUCTION RATE:
 16. PART CUBE:
 17. PART SHAPE: Prismatic
 18. OPERATION
 SCHEDULING:
 19. LOT SIZE:
 20. MACHINE SET: 2 MC, 1 MT, plus 2 auxilliary modules
 21. MATL. HANDLING:
 22. TOOLING:
 23. FEATURES:
 24. REFERENCES: 14, 20

APPENDIX C. FMS IMPLEMENTATION DATA BASE

1. COUNTRY: France
 2. COMPANY: Alsthom Unelec
 3. LOCATION: Orleans
 4. DIVISION:
 5. SUPPLIER: Mandelli
 6. CLASS: FMS
 7. YEAR: 83
 8. FINANCIAL DATA:
 9. COMPUTER: DEC PDP 11/24
 10. CONTROLS:
 11. PRODUCTS: AC electric motor parts
 12. MATERIALS:
 13. NUMBER OF PARTS: 12
 14. PART FAMILIES: 4
 15. PRODUCTION RATE: 7,000 parts/year
 16. PART CUBE:
 17. PART SHAPE: Rotational
 18. OPERATION Crew of 2
 SCHEDULING:
 19. LOT SIZE:
 20. MACHINE SET: 3 MC, 1 WS
 21. MATL. HANDLING: 1 rail guided cart
 22. TOOLING: ATC 60 tool capacity
 23. FEATURES: Probing
 24. REFERENCES: 14, 15, 20

1. COUNTRY: France
 2. COMPANY: Caterpillar
 3. LOCATION: Grenoble
 4. DIVISION:
 5. SUPPLIER: Mandelli
 6. CLASS: FMS
 7. YEAR: 84
 8. FINANCIAL DATA:
 9. COMPUTER:
 10. CONTROLS:
 11. PRODUCTS: Track links
 12. MATERIALS: Cast steel
 13. NUMBER OF PARTS:
 14. PART FAMILIES:
 15. PRODUCTION RATE:
 16. PART CUBE:
 17. PART SHAPE: Prismatic
 18. OPERATION
 SCHEDULING:
 19. LOT SIZE:
 20. MACHINE SET: 2 MC
 21. MATL. HANDLING: 2 rototraversing units
 22. TOOLING:
 23. FEATURES:
 24. REFERENCES: 14, 18

APPENDIX C. FMS IMPLEMENTATION DATA BASE

1. COUNTRY: France
 2. COMPANY: Caterpillar
 3. LOCATION: Grenoble
 4. DIVISION:
 5. SUPPLIER: Renault/Mandelli
 6. CLASS: FMS
 7. YEAR: 84
 8. FINANCIAL DATA:
 9. COMPUTER:
 10. CONTROLS: Renault/Mandelli
 11. PRODUCTS: Track roller frames
 12. MATERIALS: Steel
 13. NUMBER OF PARTS:
 14. PART FAMILIES:
 15. PRODUCTION RATE:
 16. PART CUBE:
 17. PART SHAPE: Prismatic
 18. OPERATION
 SCHEDULING:
 19. LOT SIZE:
 20. MACHINE SET: 4 MC
 21. MATL. HANDLING: Pallet transfer
 22. TOOLING:
 23. FEATURES: Probing, adaptive control
 24. REFERENCES: 14

1. COUNTRY: France
 2. COMPANY: Caterpillar
 3. LOCATION: Grenoble
 4. DIVISION:
 5. SUPPLIER: Wotan/Line
 6. CLASS: FMS
 7. YEAR: 81
 8. FINANCIAL DATA:
 9. COMPUTER:
 10. CONTROLS: Bosh, Bendix
 11. PRODUCTS: Track type loader frames
 12. MATERIALS: Steel
 13. NUMBER OF PARTS:
 14. PART FAMILIES:
 15. PRODUCTION RATE:
 16. PART CUBE:
 17. PART SHAPE: Prismatic
 18. OPERATION
 SCHEDULING:
 19. LOT SIZE:
 20. MACHINE SET: 6 MC
 21. MATL. HANDLING:
 22. TOOLING:
 23. FEATURES:
 24. REFERENCES: 14

APPENDIX C. FMS IMPLEMENTATION DATA BASE

1. COUNTRY: France
 2. COMPANY: Caterpillar
 3. LOCATION: Grenoble
 4. DIVISION:
 5. SUPPLIER: Pegard
 6. CLASS: FMS
 7. YEAR: 85
 8. FINANCIAL DATA:
 9. COMPUTER:
 10. CONTROLS: Siemens
 11. PRODUCTS: Track type case & frame
 12. MATERIALS: Cast iron, steel
 13. NUMBER OF PARTS:
 14. PART FAMILIES:
 15. PRODUCTION RATE:
 16. PART CUBE:
 17. PART SHAPE: Prismatic
 18. OPERATION
 SCHEDULING:
 19. LOT SIZE:
 20. MACHINE SET: 2 MC
 21. MATL. HANDLING: Cart with tow line
 22. TOOLING:
 23. FEATURES: Probing, adaptive control
 24. REFERENCES: 14, 18

1. COUNTRY: France
 2. COMPANY: Citroen
 3. LOCATION: Meudon
 4. DIVISION:
 5. SUPPLIER: Comau
 6. CLASS: FMS
 7. YEAR: 84
 8. FINANCIAL DATA: 3.1 year payback period
 9. COMPUTER:
 10. CONTROLS:
 11. PRODUCTS: Cylinder heads, transmission & differential housings
 12. MATERIALS: Steel, cast iron
 13. NUMBER OF PARTS:
 14. PART FAMILIES: 3
 15. PRODUCTION RATE:
 16. PART CUBE:
 17. PART SHAPE: Prismatic
 18. OPERATION
 SCHEDULING:
 19. LOT SIZE:
 20. MACHINE SET: 2 MC (five axis), 1 CMM, 1 WS
 21. MATL. HANDLING: 4 AGV's
 22. TOOLING:
 23. FEATURES:
 24. REFERENCES: 14, 69

APPENDIX C. FMS IMPLEMENTATION DATA BASE

1. COUNTRY: France
 2. COMPANY: Citroen
 3. LOCATION: Meudon
 4. DIVISION:
 5. SUPPLIER: Automatique Industriel
 6. CLASS: FMS
 7. YEAR: 82
 8. FINANCIAL DATA: Machine utilization 75-80 %
 9. COMPUTER: Thompson (French Mfg.)
 10. CONTROLS:
 11. PRODUCTS: Automobile engine parts
 12. MATERIALS: Cast iron, steel, aluminum
 13. NUMBER OF PARTS: 80
 14. PART FAMILIES:
 15. PRODUCTION RATE:
 16. PART CUBE: 500 mm
 17. PART SHAPE: Prismatic
 18. OPERATION SCHEDULING: 24 hour operation, parts may be processed in random order
 19. LOT SIZE:
 20. MACHINE SET: 2 MC (5 axis), surface treatment station, 1 CMM, 1 WS
 21. MATL. HANDLING: AGV
 22. TOOLING: ATC, central magazine with 600 tools
 23. FEATURES:
 24. REFERENCES: 65, 66

1. COUNTRY: France
 2. COMPANY: Citroen Construction Mechanique
 3. LOCATION:
 4. DIVISION:
 5. SUPPLIER: Automatique Industriel
 6. CLASS: FMS
 7. YEAR: 83
 8. FINANCIAL DATA: Labor savings, 20 workers vs. 73
 9. COMPUTER:
 10. CONTROLS:
 11. PRODUCTS: Cylinder heads, gear, differential, and clutch housings
 12. MATERIALS: Cast iron
 13. NUMBER OF PARTS:
 14. PART FAMILIES:
 15. PRODUCTION RATE:
 16. PART CUBE: 500 mm
 17. PART SHAPE: Prismatic
 18. OPERATION SCHEDULING: 24 hour operation, third shift has 1 worker (10 hrs.), random processing capability, crew size of 9, 8, and 1
 19. LOT SIZE:
 20. MACHINE SET: 3 MC, 1 WS, 1 CMM, 1 surface treating station
 21. MATL. HANDLING: 5 AGV's
 22. TOOLING: ATC, central magazine with 600 tools
 23. FEATURES:
 24. REFERENCES: 66

APPENDIX C. FMS IMPLEMENTATION DATA BASE

1. COUNTRY: France
 2. COMPANY: Iveco
 3. LOCATION:
 4. DIVISION:
 5. SUPPLIER: Berardi S.P.A.
 6. CLASS: FMS
 7. YEAR: 84
 8. FINANCIAL DATA:
 9. COMPUTER:
 10. CONTROLS:
 11. PRODUCTS:
 12. MATERIALS:
 13. NUMBER OF PARTS:
 14. PART FAMILIES:
 15. PRODUCTION RATE:
 16. PART CUBE:
 17. PART SHAPE: Prismatic
 18. OPERATION
 SCHEDULING:
 19. LOT SIZE:
 20. MACHINE SET: 6 MC
 21. MATL. HANDLING:
 22. TOOLING:
 23. FEATURES:
 24. REFERENCES: 14

1. COUNTRY: France
 2. COMPANY: Renault
 3. LOCATION: Saint Priest
 4. DIVISION: Vehicules Industriels
 5. SUPPLIER: Renault
 6. CLASS: FMS
 7. YEAR: 82
 8. FINANCIAL DATA:
 9. COMPUTER:
 10. CONTROLS:
 11. PRODUCTS:
 12. MATERIALS:
 13. NUMBER OF PARTS:
 14. PART FAMILIES:
 15. PRODUCTION RATE:
 16. PART CUBE:
 17. PART SHAPE: Prismatic
 18. OPERATION
 SCHEDULING:
 19. LOT SIZE:
 20. MACHINE SET: 9 work stations
 21. MATL. HANDLING: Roller conveyor
 22. TOOLING:
 23. FEATURES:
 24. REFERENCES: 14, 18

APPENDIX C. FMS IMPLEMENTATION DATA BASE

1. COUNTRY: France
 2. COMPANY: Renault
 3. LOCATION: Le Mans
 4. DIVISION: Renault Materiel Agricole
 5. SUPPLIER: Renault
 6. CLASS: FMS
 7. YEAR: 82
 8. FINANCIAL DATA:
 9. COMPUTER:
 10. CONTROLS:
 11. PRODUCTS: Agricultural machinery parts
 12. MATERIALS: Cast iron, steel
 13. NUMBER OF PARTS:
 14. PART FAMILIES:
 15. PRODUCTION RATE:
 16. PART CUBE:
 17. PART SHAPE: Prismatic
 18. OPERATION SCHEDULING:
 19. LOT SIZE:
 20. MACHINE SET: 5 MT
 21. MATL. HANDLING: Rail guided cart
 22. TOOLING:
 23. FEATURES:
 24. REFERENCES: 14, 18

1. COUNTRY: France
 2. COMPANY: Renault Machines Outils
 3. LOCATION: Boutheon
 4. DIVISION: Renault Vehicules Industriels
 5. SUPPLIER: Renault/Graffenstaden
 6. CLASS: FMS
 7. YEAR: 82
 8. FINANCIAL DATA: Reduced WIP
 9. COMPUTER: Solar 16.4
 10. CONTROLS: Renault (SMC)
 11. PRODUCTS: Gear boxes for trucks
 12. MATERIALS: Cast iron, aluminum
 13. NUMBER OF PARTS: 3
 14. PART FAMILIES:
 15. PRODUCTION RATE: 300/day
 16. PART CUBE: 600 mm
 17. PART SHAPE: Prismatic
 18. OPERATION SCHEDULING: Alternate routings for machine failure in real time
 19. LOT SIZE: 100
 20. MACHINE SET: 4 MC (4-axis), 1 NM, 1 WS
 21. MATL. HANDLING: 8 AGV's
 22. TOOLING: 2 Head changers
 23. FEATURES: Adaptive control: tool wear adjustment
 24. REFERENCES: 18, 19

APPENDIX C. FMS IMPLEMENTATION DATA BASE

- | | | |
|-----|--------------------------|-------------------------------|
| 1. | COUNTRY: | France |
| 2. | COMPANY: | Unic |
| 3. | LOCATION: | |
| 4. | DIVISION: | |
| 5. | SUPPLIER: | Comau |
| 6. | CLASS: | FMS |
| 7. | YEAR: | 85 |
| 8. | FINANCIAL DATA: | |
| 9. | COMPUTER: | |
| 10. | CONTROLS: | |
| 11. | PRODUCTS: | Engine base |
| 12. | MATERIALS: | Steel |
| 13. | NUMBER OF PARTS: | |
| 14. | PART FAMILIES: | |
| 15. | PRODUCTION RATE: | |
| 16. | PART CUBE: | |
| 17. | PART SHAPE: | Prismatic |
| 18. | OPERATION
SCHEDULING: | |
| 19. | LOT SIZE: | |
| 20. | MACHINE SET: | 2 special machines |
| 21. | MATL. HANDLING: | Cart with towline, robots |
| 22. | TOOLING: | |
| 23. | FEATURES: | Automated inspection |
| 24. | REFERENCES: | 14 |
| | | |
| 1. | COUNTRY: | Hungary |
| 2. | COMPANY: | Budapest Technical University |
| 3. | LOCATION: | Budapest |
| 4. | DIVISION: | |
| 5. | SUPPLIER: | |
| 6. | CLASS: | MC |
| 7. | YEAR: | 83 |
| 8. | FINANCIAL DATA: | |
| 9. | COMPUTER: | |
| 10. | CONTROLS: | CONY 16 System |
| 11. | PRODUCTS: | |
| 12. | MATERIALS: | |
| 13. | NUMBER OF PARTS: | |
| 14. | PART FAMILIES: | |
| 15. | PRODUCTION RATE: | |
| 16. | PART CUBE: | |
| 17. | PART SHAPE: | Prismatic & rotational |
| 18. | OPERATION
SCHEDULING: | |
| 19. | LOT SIZE: | |
| 20. | MACHINE SET: | 4 MC, 4 NT, 1 CMM |
| 21. | MATL. HANDLING: | 2 Robots |
| 22. | TOOLING: | |
| 23. | FEATURES: | |
| 24. | REFERENCES: | 69 |

APPENDIX C. FMS IMPLEMENTATION DATA BASE

1. COUNTRY: Hungary
 2. COMPANY: Csepel Machine Tool Company
 3. LOCATION: Budapest
 4. DIVISION:
 5. SUPPLIER: Csepel
 6. CLASS: MC
 7. YEAR: 78
 8. FINANCIAL DATA:
 9. COMPUTER: KFKI (Hungarian)
 10. CONTROLS: CONY 16 System
 11. PRODUCTS: Machine tool parts
 12. MATERIALS: Cast iron, steel
 13. NUMBER OF PARTS: 33
 14. PART FAMILIES:
 15. PRODUCTION RATE:
 16. PART CUBE:
 17. PART SHAPE: Prismatic
 18. OPERATION SCHEDULING: Alternate routings
 19. LOT SIZE:
 20. MACHINE SET: 1 WS, 1 CMM, 2 NHM, 1 NVM, 1 NM
 21. MATL. HANDLING: Rail guided cart, 30 queue buffer, ASRS (400 part cap.)
 22. TOOLING: ATC
 23. FEATURES:
 24. REFERENCES: 67, 86

1. COUNTRY: Hungary
 2. COMPANY: EVIG
 3. LOCATION:
 4. DIVISION:
 5. SUPPLIER:
 6. CLASS: MC
 7. YEAR: 79
 8. FINANCIAL DATA:
 9. COMPUTER:
 10. CONTROLS:
 11. PRODUCTS: Electric motor housings
 12. MATERIALS:
 13. NUMBER OF PARTS:
 14. PART FAMILIES:
 15. PRODUCTION RATE:
 16. PART CUBE:
 17. PART SHAPE: Prismatic
 18. OPERATION SCHEDULING:
 19. LOT SIZE:
 20. MACHINE SET: 4 MT
 21. MATL. HANDLING:
 22. TOOLING:
 23. FEATURES:
 24. REFERENCES: 86

APPENDIX C. FMS IMPLEMENTATION DATA BASE

1. COUNTRY: Hungary
 2. COMPANY: HAFE
 3. LOCATION:
 4. DIVISION:
 5. SUPPLIER: HAFE
 6. CLASS: MC
 7. YEAR: 82
 8. FINANCIAL DATA:
 9. COMPUTER:
 10. CONTROLS:
 11. PRODUCTS: Gear boxes
 12. MATERIALS: Cast iron
 13. NUMBER OF PARTS:
 14. PART FAMILIES:
 15. PRODUCTION RATE:
 16. PART CUBE:
 17. PART SHAPE: Prismatic
 18. OPERATION
 SCHEDULING:
 19. LOT SIZE:
 20. MACHINE SET: 8 MT
 21. MATL. HANDLING:
 22. TOOLING:
 23. FEATURES:
 24. REFERENCES: 86

1. COUNTRY: Hungary
 2. COMPANY: Szim
 3. LOCATION:
 4. DIVISION:
 5. SUPPLIER:
 6. CLASS: MC
 7. YEAR: 81
 8. FINANCIAL DATA:
 9. COMPUTER:
 10. CONTROLS:
 11. PRODUCTS: Machine tool parts
 12. MATERIALS: Steel, cast iron
 13. NUMBER OF PARTS:
 14. PART FAMILIES:
 15. PRODUCTION RATE:
 16. PART CUBE:
 17. PART SHAPE: Prismatic
 18. OPERATION
 SCHEDULING:
 19. LOT SIZE:
 20. MACHINE SET: 4 MT
 21. MATL. HANDLING:
 22. TOOLING:
 23. FEATURES:
 24. REFERENCES: 86

APPENDIX C. FMS IMPLEMENTATION DATA BASE

1. COUNTRY: Hungary
2. COMPANY:
3. LOCATION:
4. DIVISION:
5. SUPPLIER:
6. CLASS: MC
7. YEAR: 78
8. FINANCIAL DATA:
9. COMPUTER:
10. CONTROLS: BME System
11. PRODUCTS:
12. MATERIALS:
13. NUMBER OF PARTS:
14. PART FAMILIES:
15. PRODUCTION RATE:
16. PART CUBE:
17. PART SHAPE: Prismatic
18. OPERATION SCHEDULING:
19. LOT SIZE:
20. MACHINE SET:
21. MATL. HANDLING:
22. TOOLING:
23. FEATURES:
24. REFERENCES: 86

1. COUNTRY: Hungary
2. COMPANY:
3. LOCATION:
4. DIVISION:
5. SUPPLIER:
6. CLASS: MC
7. YEAR: 81
8. FINANCIAL DATA:
9. COMPUTER:
10. CONTROLS: Diagon 500 System
11. PRODUCTS:
12. MATERIALS:
13. NUMBER OF PARTS:
14. PART FAMILIES:
15. PRODUCTION RATE:
16. PART CUBE:
17. PART SHAPE: Prismatic
18. OPERATION SCHEDULING:
19. LOT SIZE:
20. MACHINE SET:
21. MATL. HANDLING:
22. TOOLING:
23. FEATURES:
24. REFERENCES: 86

APPENDIX C. FMS IMPLEMENTATION DATA BASE

1. COUNTRY: Hungary
 2. COMPANY:
 3. LOCATION:
 4. DIVISION:
 5. SUPPLIER:
 6. CLASS: MC
 7. YEAR: 73
 8. FINANCIAL DATA:
 9. COMPUTER:
 10. CONTROLS: DNC-73 System
 11. PRODUCTS:
 12. MATERIALS:
 13. NUMBER OF PARTS:
 14. PART FAMILIES:
 15. PRODUCTION RATE:
 16. PART CUBE:
 17. PART SHAPE: Rotational
 18. OPERATION
 SCHEDULING:
 19. LOT SIZE:
 20. MACHINE SET:
 21. MATL. HANDLING:
 22. TOOLING:
 23. FEATURES:
 24. REFERENCES: 86

1. COUNTRY: Hungary
 2. COMPANY:
 3. LOCATION:
 4. DIVISION:
 5. SUPPLIER:
 6. CLASS: MC
 7. YEAR: 79
 8. FINANCIAL DATA:
 9. COMPUTER:
 10. CONTROLS: FIG System
 11. PRODUCTS:
 12. MATERIALS:
 13. NUMBER OF PARTS:
 14. PART FAMILIES:
 15. PRODUCTION RATE:
 16. PART CUBE:
 17. PART SHAPE: Prismatic
 18. OPERATION
 SCHEDULING:
 19. LOT SIZE:
 20. MACHINE SET:
 21. MATL. HANDLING:
 22. TOOLING:
 23. FEATURES:
 24. REFERENCES: 86

APPENDIX C. FMS IMPLEMENTATION DATA BASE

1. COUNTRY: Hungary
 2. COMPANY:
 3. LOCATION:
 4. DIVISION:
 5. SUPPLIER:
 6. CLASS: MC
 7. YEAR: 80
 8. FINANCIAL DATA:
 9. COMPUTER:
 10. CONTROLS: IGYR 630 System
 11. PRODUCTS:
 12. MATERIALS:
 13. NUMBER OF PARTS:
 14. PART FAMILIES:
 15. PRODUCTION RATE:
 16. PART CUBE:
 17. PART SHAPE: Prismatic
 18. OPERATION
 SCHEDULING:
 19. LOT SIZE:
 20. MACHINE SET:
 21. MATL. HANDLING:
 22. TOOLING:
 23. FEATURES:
 24. REFERENCES: 86

1. COUNTRY: Italy
 2. COMPANY: Bonfiglioli
 3. LOCATION: Bologna
 4. DIVISION:
 5. SUPPLIER: Comau
 6. CLASS: FMS
 7. YEAR: 84
 8. FINANCIAL DATA:
 9. COMPUTER:
 10. CONTROLS:
 11. PRODUCTS: Vehicle parts
 12. MATERIALS: Steel, cast iron
 13. NUMBER OF PARTS:
 14. PART FAMILIES:
 15. PRODUCTION RATE:
 16. PART CUBE:
 17. PART SHAPE: Rotational
 18. OPERATION
 SCHEDULING:
 19. LOT SIZE:
 20. MACHINE SET: 2 NV
 21. MATL. HANDLING: Cart with towline, robot
 22. TOOLING:
 23. FEATURES: Automated inspection
 24. REFERENCES: 14

APPENDIX C. FMS IMPLEMENTATION DATA BASE

1. COUNTRY: Italy
 2. COMPANY: Cessna
 3. LOCATION: Treviglio
 4. DIVISION:
 5. SUPPLIER: Olivetti
 6. CLASS: FMS
 7. YEAR: 84
 8. FINANCIAL DATA:
 9. COMPUTER:
 10. CONTROLS: Plasma
 11. PRODUCTS: Engine Heads
 12. MATERIALS: Cast iron
 13. NUMBER OF PARTS:
 14. PART FAMILIES:
 15. PRODUCTION RATE: 100,000 parts/year
 16. PART CUBE:
 17. PART SHAPE: Prismatic
 18. OPERATION
 SCHEDULING:
 19. LOT SIZE:
 20. MACHINE SET: 4 MC, 1 NB, 1 WS
 21. MATL. HANDLING: Robots
 22. TOOLING:
 23. FEATURES: Adaptive control, automated inspection
 24. REFERENCES: 14

1. COUNTRY: Italy
 2. COMPANY: Ferrari
 3. LOCATION: Maranello
 4. DIVISION:
 5. SUPPLIER: Mandelli
 6. CLASS: FMS
 7. YEAR: 84
 8. FINANCIAL DATA:
 9. COMPUTER:
 10. CONTROLS: Plasma
 11. PRODUCTS: Automobile engine components
 12. MATERIALS: Cast iron, steel
 13. NUMBER OF PARTS: 29
 14. PART FAMILIES:
 15. PRODUCTION RATE: 13 engines/day
 16. PART CUBE:
 17. PART SHAPE: Prismatic
 18. OPERATION
 SCHEDULING:
 19. LOT SIZE:
 20. MACHINE SET: 9 MC, 2 WS
 21. MATL. HANDLING: 2 rail guided carts, 2 carousels (14 pallets each)
 22. TOOLING: ATC
 23. FEATURES:
 24. REFERENCES: 14, 20

APPENDIX C. FMS IMPLEMENTATION DATA BASE

1. COUNTRY: Italy
 2. COMPANY: Fiat
 3. LOCATION: Brescia
 4. DIVISION: Iveco Truck Plant
 5. SUPPLIER: Jobs
 6. CLASS: MC
 7. YEAR: 81
 8. FINANCIAL DATA:
 9. COMPUTER:
 10. CONTROLS:
 11. PRODUCTS: Drive Shafts
 12. MATERIALS: Steel
 13. NUMBER OF PARTS:
 14. PART FAMILIES:
 15. PRODUCTION RATE: 15 parts/hour
 16. PART CUBE:
 17. PART SHAPE: Rotational
 18. OPERATION
 SCHEDULING:
 19. LOT SIZE:
 20. MACHINE SET: 1 SP, 1 NB
 21. MATL. HANDLING: Robot
 22. TOOLING:
 23. FEATURES:
 24. REFERENCES: 14, 20

1. COUNTRY: Italy
 2. COMPANY: Fiat
 3. LOCATION: Turin
 4. DIVISION:
 5. SUPPLIER: Comau
 6. CLASS: FMS
 7. YEAR: 84
 8. FINANCIAL DATA:
 9. COMPUTER:
 10. CONTROLS:
 11. PRODUCTS: Wheel hubs
 12. MATERIALS: Cast iron
 13. NUMBER OF PARTS:
 14. PART FAMILIES:
 15. PRODUCTION RATE:
 16. PART CUBE:
 17. PART SHAPE: Rotational
 18. OPERATION
 SCHEDULING:
 19. LOT SIZE:
 20. MACHINE SET: 2 NV
 21. MATL. HANDLING: Robot
 22. TOOLING:
 23. FEATURES: Automated inspection
 24. REFERENCES: 14

APPENDIX C. FMS IMPLEMENTATION DATA BASE

1. COUNTRY: Italy
 2. COMPANY: Fiat
 3. LOCATION: Turin
 4. DIVISION:
 5. SUPPLIER: Comau
 6. CLASS: FMS
 7. YEAR: 84
 8. FINANCIAL DATA:
 9. COMPUTER:
 10. CONTROLS:
 11. PRODUCTS: Universal joints
 12. MATERIALS: Steel
 13. NUMBER OF PARTS:
 14. PART FAMILIES:
 15. PRODUCTION RATE:
 16. PART CUBE:
 17. PART SHAPE: Rotational
 18. OPERATION
 SCHEDULING:
 19. LOT SIZE:
 20. MACHINE SET: 6 NV
 21. MATL. HANDLING: Robots, cart with towline
 22. TOOLING:
 23. FEATURES: Automated inspection
 24. REFERENCES: 14

1. COUNTRY: Italy
 2. COMPANY: Fiat Trattori
 3. LOCATION: Modena
 4. DIVISION:
 5. SUPPLIER: Comau
 6. CLASS: FMS
 7. YEAR: 84
 8. FINANCIAL DATA:
 9. COMPUTER:
 10. CONTROLS:
 11. PRODUCTS: Transmission housing
 12. MATERIALS: Steel
 13. NUMBER OF PARTS:
 14. PART FAMILIES:
 15. PRODUCTION RATE:
 16. PART CUBE:
 17. PART SHAPE: Prismatic
 18. OPERATION
 SCHEDULING:
 19. LOT SIZE:
 20. MACHINE SET: 4 MC
 21. MATL. HANDLING: Robots
 22. TOOLING:
 23. FEATURES: Automated inspection
 24. REFERENCES: 14

APPENDIX C. FMS IMPLEMENTATION DATA BASE

1. COUNTRY: Italy
 2. COMPANY: Goldoni
 3. LOCATION: Capri
 4. DIVISION:
 5. SUPPLIER: Berardi
 6. CLASS: FMS
 7. YEAR: 84
 8. FINANCIAL DATA:
 9. COMPUTER:
 10. CONTROLS:
 11. PRODUCTS: Tractor body parts
 12. MATERIALS: Steel, cast iron
 13. NUMBER OF PARTS:
 14. PART FAMILLIES:
 15. PRODUCTION RATE: 9 parts/3.5 hours
 16. PART CUBE:
 17. PART SHAPE: Prismatic
 18. OPERATION
 SCHEDULING:
 19. LOT SIZE:
 20. MACHINE SET: 2 MC
 21. MATL. HANDLING: Roller conveyer
 22. TOOLING:
 23. FEATURES:
 24. REFERENCES: 14

1. COUNTRY: Italy
 2. COMPANY: IBM Italia
 3. LOCATION: Milan
 4. DIVISION:
 5. SUPPLIER: Mandelli
 6. CLASS: FMS
 7. YEAR: 83
 8. FINANCIAL DATA:
 9. COMPUTER:
 10. CONTROLS:
 11. PRODUCTS: Terminal parts
 12. MATERIALS:
 13. NUMBER OF PARTS:
 14. PART FAMILLIES:
 15. PRODUCTION RATE:
 16. PART CUBE:
 17. PART SHAPE: Prismatic
 18. OPERATION
 SCHEDULING:
 19. LOT SIZE:
 20. MACHINE SET: 2 MC
 21. MATL. HANDLING:
 22. TOOLING:
 23. FEATURES:
 24. REFERENCES: 14

APPENDIX C. FMS IMPLEMENTATION DATA BASE

1. COUNTRY: Italy
 2. COMPANY: Iveco Brescia
 3. LOCATION:
 4. DIVISION:
 5. SUPPLIER: Comau
 6. CLASS: FMS
 7. YEAR: 82
 8. FINANCIAL DATA:
 9. COMPUTER:
 10. CONTROLS:
 11. PRODUCTS: Covers and gear boxes
 12. MATERIALS: Aluminum, cast iron
 13. NUMBER OF PARTS: 7
 14. PART FAMILIES:
 15. PRODUCTION RATE: 220 parts/15 hours
 16. PART CUBE:
 17. PART SHAPE: Prismatic
 18. OPERATION
 SCHEDULING:
 19. LOT SIZE:
 20. MACHINE SET: 10 MT, 1 WS
 21. MATL. HANDLING: Robots
 22. TOOLING: Head changer
 23. FEATURES: Automated inspection
 24. REFERENCES: 14, 70

1. COUNTRY: Italy
 2. COMPANY: Lamborghini
 3. LOCATION: Pieve di Centro
 4. DIVISION:
 5. SUPPLIER: Berardi
 6. CLASS: FMS
 7. YEAR: 84
 8. FINANCIAL DATA:
 9. COMPUTER:
 10. CONTROLS:
 11. PRODUCTS: Engine parts
 12. MATERIALS: Cast iron, steel
 13. NUMBER OF PARTS: 44
 14. PART FAMILIES:
 15. PRODUCTION RATE:
 16. PART CUBE:
 17. PART SHAPE: Prismatic
 18. OPERATION
 SCHEDULING:
 19. LOT SIZE:
 20. MACHINE SET: 2 MC
 21. MATL. HANDLING: AGV
 22. TOOLING:
 23. FEATURES:
 24. REFERENCES: 14

APPENDIX C. FMS IMPLEMENTATION DATA BASE

1. COUNTRY: Italy
 2. COMPANY: Mandelli
 3. LOCATION:
 4. DIVISION:
 5. SUPPLIER: Mandelli
 6. CLASS: FMS
 7. YEAR: 85
 8. FINANCIAL DATA:
 9. COMPUTER: DEC PDP 11/23,24,34
 10. CONTROLS:
 11. PRODUCTS: Machine tool parts
 12. MATERIALS:
 13. NUMBER OF PARTS: 62
 14. PART FAMILIES:
 15. PRODUCTION RATE:
 16. PART CUBE: 1.85 x 1.2 x .45 m
 17. PART SHAPE: Prismatic
 18. OPERATION SCHEDULING: Two shifts with crew of 4, one shift unmanned
 19. LOT SIZE:
 20. MACHINE SET: 5 MC, 1 WS, 1 CMM
 21. MATL. HANDLING: 1 rail guided cart, carousel with 20 pallet capacity
 22. TOOLING: ATC: 120 tool capacity
 23. FEATURES: Automated inspection
 24. REFERENCES: 20

1. COUNTRY: Italy
 2. COMPANY: Maserati
 3. LOCATION: Modena
 4. DIVISION:
 5. SUPPLIER: Olivetti
 6. CLASS: FMS
 7. YEAR: 81
 8. FINANCIAL DATA:
 9. COMPUTER:
 10. CONTROLS:
 11. PRODUCTS: Engine components
 12. MATERIALS: Cast iron, steel
 13. NUMBER OF PARTS:
 14. PART FAMILIES:
 15. PRODUCTION RATE: 200 parts/day
 16. PART CUBE:
 17. PART SHAPE: Prismatic
 18. OPERATION SCHEDULING:
 19. LOT SIZE:
 20. MACHINE SET: 10 MC, 1 WS
 21. MATL. HANDLING: Rail guided cart
 22. TOOLING:
 23. FEATURES: Automated inspection, probing
 24. REFERENCES: 14

APPENDIX C. FMS IMPLEMENTATION DATA BASE

1. COUNTRY: Italy
 2. COMPANY: Nuova Innocenti
 3. LOCATION: Milan
 4. DIVISION:
 5. SUPPLIER: Berardi
 6. CLASS: FMS
 7. YEAR: 80
 8. FINANCIAL DATA:
 9. COMPUTER:
 10. CONTROLS:
 11. PRODUCTS: Engine heads
 12. MATERIALS: Cast iron
 13. NUMBER OF PARTS:
 14. PART FAMILIES:
 15. PRODUCTION RATE:
 16. PART CUBE:
 17. PART SHAPE: Prismatic
 18. OPERATION
 SCHEDULING:
 19. LOT SIZE:
 20. MACHINE SET: 4 MC
 21. MATL. HANDLING: Roller conveyor
 22. TOOLING:
 23. FEATURES: Automated inspection, probing
 24. REFERENCES: 14

1. COUNTRY: Italy
 2. COMPANY: Nuovo Pignone
 3. LOCATION: Florence
 4. DIVISION:
 5. SUPPLIER: Mandelli
 6. CLASS: FMS
 7. YEAR: 84
 8. FINANCIAL DATA:
 9. COMPUTER:
 10. CONTROLS:
 11. PRODUCTS: Turbine impellers
 12. MATERIALS:
 13. NUMBER OF PARTS: 17
 14. PART FAMILIES:
 15. PRODUCTION RATE: 1 part/3 hours
 16. PART CUBE:
 17. PART SHAPE: Prismatic
 18. OPERATION
 SCHEDULING:
 19. LOT SIZE:
 20. MACHINE SET: 3 MC
 21. MATL. HANDLING:
 22. TOOLING:
 23. FEATURES:
 24. REFERENCES: 14

APPENDIX C. FMS IMPLEMENTATION DATA BASE

1. COUNTRY: Italy
 2. COMPANY: OM
 3. LOCATION: Brescia
 4. DIVISION:
 5. SUPPLIER: Jobs
 6. CLASS: FMS
 7. YEAR: 84
 8. FINANCIAL DATA:
 9. COMPUTER:
 10. CONTROLS:
 11. PRODUCTS: Beveling shaft gears
 12. MATERIALS:
 13. NUMBER OF PARTS:
 14. PART FAMILIES:
 15. PRODUCTION RATE: 120 parts/hour
 16. PART CUBE:
 17. PART SHAPE: Rotational
 18. OPERATION
 SCHEDULING:
 19. LOT SIZE:
 20. MACHINE SET: 3 SP
 21. MATL. HANDLING: AGV, Robot
 22. TOOLING:
 23. FEATURES: Automated inspection, probing
 24. REFERENCES: 14

1. COUNTRY: Italy
 2. COMPANY: Piaggio Gilera
 3. LOCATION: Genoa
 4. DIVISION:
 5. SUPPLIER: Berardi
 6. CLASS: FMS
 7. YEAR: 83
 8. FINANCIAL DATA:
 9. COMPUTER:
 10. CONTROLS:
 11. PRODUCTS: Motorcycle castings
 12. MATERIALS:
 13. NUMBER OF PARTS:
 14. PART FAMILIES:
 15. PRODUCTION RATE:
 16. PART CUBE:
 17. PART SHAPE: Prismatic
 18. OPERATION
 SCHEDULING:
 19. LOT SIZE:
 20. MACHINE SET: 3 MC, 1 WS
 21. MATL. HANDLING: Roller conveyor
 22. TOOLING:
 23. FEATURES: Probing
 24. REFERENCES: 14

APPENDIX C. FMS IMPLEMENTATION DATA BASE

1. COUNTRY: Italy
 2. COMPANY: Piaggio Gilera
 3. LOCATION: Genoa
 4. DIVISION:
 5. SUPPLIER: Berardi
 6. CLASS: FTL
 7. YEAR: 84
 8. FINANCIAL DATA:
 9. COMPUTER:
 10. CONTROLS:
 11. PRODUCTS: Engine heads
 12. MATERIALS: Cast iron
 13. NUMBER OF PARTS: 4
 14. PART FAMILIES: 1
 15. PRODUCTION RATE: 1 part/2 hours
 16. PART CUBE:
 17. PART SHAPE: Prismatic
 18. OPERATION
 SCHEDULING:
 19. LOT SIZE:
 20. MACHINE SET: 8 MC
 21. MATL. HANDLING: Roller conveyor
 22. TOOLING:
 23. FEATURES:
 24. REFERENCES: 14

1. COUNTRY: Italy
 2. COMPANY: Rockwell CVC Omevi
 3. LOCATION: Cameri
 4. DIVISION:
 5. SUPPLIER: Mandelli
 6. CLASS: FTL
 7. YEAR: 84
 8. FINANCIAL DATA:
 9. COMPUTER:
 10. CONTROLS:
 11. PRODUCTS: Truck differential carriers
 12. MATERIALS: Cast iron
 13. NUMBER OF PARTS: 2
 14. PART FAMILIES: 1
 15. PRODUCTION RATE: 7.6/hour
 16. PART CUBE:
 17. PART SHAPE: Prismatic
 18. OPERATION
 SCHEDULING:
 19. LOT SIZE:
 20. MACHINE SET: 4 MC, 1 CMM, 1 WS
 21. MATL. HANDLING: 2 rail guided carts, robots, carousel with 18 pallets
 22. TOOLING:
 23. FEATURES:
 24. REFERENCES: 14, 20

APPENDIX C. FMS IMPLEMENTATION DATA BASE

1. COUNTRY: Italy
 2. COMPANY: Rockwell Iveco
 3. LOCATION: Novara
 4. DIVISION:
 5. SUPPLIER: Mandelli
 6. CLASS: FMS
 7. YEAR: 85
 8. FINANCIAL DATA:
 9. COMPUTER:
 10. CONTROLS:
 11. PRODUCTS: Truck differential carriers
 12. MATERIALS: Cast iron
 13. NUMBER OF PARTS:
 14. PART FAMILIES:
 15. PRODUCTION RATE:
 16. PART CUBE:
 17. PART SHAPE: Prismatic
 18. OPERATION
 SCHEDULING:
 19. LOT SIZE:
 20. MACHINE SET:
 21. MATL. HANDLING:
 22. TOOLING:
 23. FEATURES:
 24. REFERENCES: 15

1. COUNTRY: Italy
 2. COMPANY: Rockwell Italia
 3. LOCATION: Cameri
 4. DIVISION:
 5. SUPPLIER: Comau
 6. CLASS: FMS
 7. YEAR: 84
 8. FINANCIAL DATA:
 9. COMPUTER:
 10. CONTROLS:
 11. PRODUCTS: Differential parts
 12. MATERIALS: Cast Iron
 13. NUMBER OF PARTS:
 14. PART FAMILIES:
 15. PRODUCTION RATE: 62,300 parts/year
 16. PART CUBE:
 17. PART SHAPE: Rotational
 18. OPERATION
 SCHEDULING:
 19. LOT SIZE:
 20. MACHINE SET: 2 NV
 21. MATL. HANDLING: Cart with towline, robot
 22. TOOLING:
 23. FEATURES: Automated inspection
 24. REFERENCES: 14

APPENDIX C. FMS IMPLEMENTATION DATA BASE

1. COUNTRY: Italy
 2. COMPANY: Rockwell Italia
 3. LOCATION: Cameri
 4. DIVISION:
 5. SUPPLIER: Comau
 6. CLASS: FMS
 7. YEAR: 83
 8. FINANCIAL DATA:
 9. COMPUTER:
 10. CONTROLS:
 11. PRODUCTS: Bearing boxes
 12. MATERIALS: Cast iron
 13. NUMBER OF PARTS:
 14. PART FAMILIES:
 15. PRODUCTION RATE: 44,500 parts/year
 16. PART CUBE:
 17. PART SHAPE: Rotational
 18. OPERATION SCHEDULING:
 19. LOT SIZE:
 20. MACHINE SET: 2 NV
 21. MATL. HANDLING: Cart with towline, robot
 22. TOOLING:
 23. FEATURES: Automated inspection
 24. REFERENCES: 14

1. COUNTRY: Italy
 2. COMPANY: Savio
 3. LOCATION: Genoa
 4. DIVISION:
 5. SUPPLIER: Berardi
 6. CLASS: FMS
 7. YEAR: 84
 8. FINANCIAL DATA:
 9. COMPUTER:
 10. CONTROLS:
 11. PRODUCTS:
 12. MATERIALS:
 13. NUMBER OF PARTS:
 14. PART FAMILIES:
 15. PRODUCTION RATE:
 16. PART CUBE:
 17. PART SHAPE: Prismatic
 18. OPERATION SCHEDULING:
 19. LOT SIZE:
 20. MACHINE SET: 4 MC, 1 WS
 21. MATL. HANDLING: Roller conveyor
 22. TOOLING:
 23. FEATURES: Cental coolant
 24. REFERENCES: 14

APPENDIX C. FMS IMPLEMENTATION DATA BASE

1. COUNTRY: Italy
 2. COMPANY:
 3. LOCATION: Di Tomazo
 4. DIVISION:
 5. SUPPLIER: Berardi
 6. CLASS: FMS
 7. YEAR: 82
 8. FINANCIAL DATA:
 9. COMPUTER:
 10. CONTROLS:
 11. PRODUCTS:
 12. MATERIALS:
 13. NUMBER OF PARTS:
 14. PART FAMILIES:
 15. PRODUCTION RATE:
 16. PART CUBE:
 17. PART SHAPE: Prismatic
 18. OPERATION
 SCHEDULING:
 19. LOT SIZE:
 20. MACHINE SET: 8 MC
 21. MATL. HANDLING: Roller conveyer, 8 robots
 22. TOOLING:
 23. FEATURES:
 24. REFERENCES: 18

1. COUNTRY: Italy
 2. COMPANY: VM
 3. LOCATION: Ceto
 4. DIVISION:
 5. SUPPLIER: Jobs
 6. CLASS: FMS
 7. YEAR: 82
 8. FINANCIAL DATA:
 9. COMPUTER:
 10. CONTROLS:
 11. PRODUCTS: Drive shafts
 12. MATERIALS: Steel
 13. NUMBER OF PARTS:
 14. PART FAMILIES:
 15. PRODUCTION RATE: 4 parts/2.5 minutes
 16. PART CUBE:
 17. PART SHAPE: Rotational
 18. OPERATION
 SCHEDULING:
 19. LOT SIZE:
 20. MACHINE SET: 2 NV, 2 NM
 21. MATL. HANDLING: Robots
 22. TOOLING:
 23. FEATURES: Automated inspection, probing
 24. REFERENCES: 14

APPENDIX C. FMS IMPLEMENTATION DATA BASE

1. COUNTRY: Japan
 2. COMPANY: Asian Kogyo
 3. LOCATION: Anjyo
 4. DIVISION:
 5. SUPPLIER:
 6. CLASS: MC
 7. YEAR: 82
 8. FINANCIAL DATA:
 9. COMPUTER:
 10. CONTROLS:
 11. PRODUCTS:
 12. MATERIALS:
 13. NUMBER OF PARTS:
 14. PART FAMILIES:
 15. PRODUCTION RATE:
 16. PART CUBE:
 17. PART SHAPE:
 18. OPERATION
 SCHEDULING:
 19. LOT SIZE:
 20. MACHINE SET: 6 NC piercing machines
 21. MATL. HANDLING: 2 robots
 22. TOOLING:
 23. FEATURES:
 24. REFERENCES: 14

1. COUNTRY: Japan
 2. COMPANY: Atsugi Jidasha Buhin
 3. LOCATION: Akita
 4. DIVISION:
 5. SUPPLIER:
 6. CLASS: FMS
 7. YEAR: 81
 8. FINANCIAL DATA:
 9. COMPUTER:
 10. CONTROLS:
 11. PRODUCTS:
 12. MATERIALS:
 13. NUMBER OF PARTS:
 14. PART FAMILIES:
 15. PRODUCTION RATE:
 16. PART CUBE:
 17. PART SHAPE: Prismatic
 18. OPERATION
 SCHEDULING:
 19. LOT SIZE:
 20. MACHINE SET: 1 MC, 2 MT
 21. MATL. HANDLING:
 22. TOOLING:
 23. FEATURES:
 24. REFERENCES: 14

APPENDIX C. FMS IMPLEMENTATION DATA BASE

1. COUNTRY: Japan
 2. COMPANY: Brother Industries
 3. LOCATION:
 4. DIVISION:
 5. SUPPLIER: Toshiba
 6. CLASS: FMS
 7. YEAR: 80
 8. FINANCIAL DATA:
 9. COMPUTER:
 10. CONTROLS:
 11. PRODUCTS: Typewriter, sewing machine parts
 12. MATERIALS:
 13. NUMBER OF PARTS: 6
 14. PART FAMILIES:
 15. PRODUCTION RATE:
 16. PART CUBE:
 17. PART SHAPE: Prismatic
 18. OPERATION Crew of 2
 SCHEDULING:
 19. LOT SIZE: 50 average
 20. MACHINE SET: 22 DNC MT's
 21. MATL. HANDLING:
 22. TOOLING:
 23. FEATURES:
 24. REFERENCES: 14, 86

1. COUNTRY: Japan
 2. COMPANY: Cannon
 3. LOCATION:
 4. DIVISION:
 5. SUPPLIER: Okuma
 6. CLASS: MC
 7. YEAR: 84
 8. FINANCIAL DATA:
 9. COMPUTER:
 10. CONTROLS:
 11. PRODUCTS: Camera and VCR parts
 12. MATERIALS: Aluminum
 13. NUMBER OF PARTS: 40
 14. PART FAMILIES:
 15. PRODUCTION RATE:
 16. PART CUBE:
 17. PART SHAPE: Rotational
 18. OPERATION
 SCHEDULING:
 19. LOT SIZE:
 20. MACHINE SET: 6 NT (2 duplicate cells)
 21. MATL. HANDLING:
 22. TOOLING:
 23. FEATURES:
 24. REFERENCES: 75

APPENDIX C. FMS IMPLEMENTATION DATA BASE

1. COUNTRY: Japan
 2. COMPANY: Daifu Kiko
 3. LOCATION: Osaka
 4. DIVISION:
 5. SUPPLIER:
 6. CLASS: FMS
 7. YEAR: 82
 8. FINANCIAL DATA:
 9. COMPUTER:
 10. CONTROLS:
 11. PRODUCTS:
 12. MATERIALS:
 13. NUMBER OF PARTS:
 14. PART FAMILIES:
 15. PRODUCTION RATE:
 16. PART CUBE:
 17. PART SHAPE: Prismatic
 18. OPERATION
 SCHEDULING:
 19. LOT SIZE:
 20. MACHINE SET: 4 MC
 21. MATL. HANDLING: AGV, ASRS
 22. TOOLING:
 23. FEATURES:
 24. REFERENCES: 14

1. COUNTRY: Japan
 2. COMPANY: Fuji Denki Seico
 3. LOCATION: Suzuka
 4. DIVISION:
 5. SUPPLIER:
 6. CLASS: FMS
 7. YEAR: 84
 8. FINANCIAL DATA:
 9. COMPUTER:
 10. CONTROLS:
 11. PRODUCTS:
 12. MATERIALS:
 13. NUMBER OF PARTS:
 14. PART FAMILIES:
 15. PRODUCTION RATE:
 16. PART CUBE:
 17. PART SHAPE: Rotational
 18. OPERATION
 SCHEDULING:
 19. LOT SIZE:
 20. MACHINE SET: 2 NV, 1 MC
 21. MATL. HANDLING: 3 automatic loaders
 22. TOOLING:
 23. FEATURES:
 24. REFERENCES: 14

APPENDIX C. FMS IMPLEMENTATION DATA BASE

1. COUNTRY: Japan
 2. COMPANY: Fuji Xerox
 3. LOCATION: Ebina
 4. DIVISION:
 5. SUPPLIER:
 6. CLASS: FMS
 7. YEAR: 84
 8. FINANCIAL DATA:
 9. COMPUTER:
 10. CONTROLS:
 11. PRODUCTS: Parts for copy machines
 12. MATERIALS:
 13. NUMBER OF PARTS:
 14. PART FAMILIES:
 15. PRODUCTION RATE:
 16. PART CUBE:
 17. PART SHAPE: Prismatic
 18. OPERATION
 SCHEDULING:
 19. LOT SIZE:
 20. MACHINE SET: 5 MC
 21. MATL. HANDLING: Cart with towline
 22. TOOLING:
 23. FEATURES:
 24. REFERENCES: 14

1. COUNTRY: Japan
 2. COMPANY: Fujitsu Fanuc
 3. LOCATION: Fuji
 4. DIVISION:
 5. SUPPLIER: Fuji Electric
 6. CLASS: FMS
 7. YEAR: 80
 8. FINANCIAL DATA:
 9. COMPUTER:
 10. CONTROLS:
 11. PRODUCTS: Robots, EDM machines, small CNC lathes
 12. MATERIALS: Steel, cast iron
 13. NUMBER OF PARTS: 450
 14. PART FAMILIES:
 15. PRODUCTION RATE:
 16. PART CUBE:
 17. PART SHAPE: Prismatic and rotational
 18. OPERATION
 SCHEDULING: Unmanned night shift, crew of 4
 19. LOT SIZE:
 20. MACHINE SET: 30 MT's, CO2 laser for hardening
 21. MATL. HANDLING: 4 AGV's, ASRS, robots, and carousels
 22. TOOLING:
 23. FEATURES: Probing, closed circuit TV
 24. REFERENCES: 7, 12, 14, 18, 51

APPENDIX C. FMS IMPLEMENTATION DATA BASE

1. COUNTRY: Japan
 2. COMPANY: Fujitsu Fanuc
 3. LOCATION: Fuji
 4. DIVISION:
 5. SUPPLIER: Fanuc
 6. CLASS: FMS
 7. YEAR: 82
 8. FINANCIAL DATA: \$37 million plant, labor savings: 60 workers vs. 300
 9. COMPUTER:
 10. CONTROLS:
 11. PRODUCTS: Electric motors
 12. MATERIALS:
 13. NUMBER OF PARTS: 900
 14. PART FAMILIES:
 15. PRODUCTION RATE: 120,000 parts/year
 16. PART CUBE:
 17. PART SHAPE: Prismatic and rotational
 18. OPERATION
 SCHEDULING:
 19. LOT SIZE: Range of 20 to 1,000
 20. MACHINE SET: 60 MT's
 21. MATL. HANDLING: AGV's, 52 robots (plus 49 used in assembly), ASRS
 22. TOOLING:
 23. FEATURES:
 24. REFERENCES: 7, 12, 69

1. COUNTRY: Japan
 2. COMPANY: Fujitsu Fanuc
 3. LOCATION: Oshino
 4. DIVISION:
 5. SUPPLIER: Fanuc
 6. CLASS: FMS
 7. YEAR: 84
 8. FINANCIAL DATA:
 9. COMPUTER:
 10. CONTROLS:
 11. PRODUCTS: Plastic injection molding machine parts
 12. MATERIALS: Steel, cast iron
 13. NUMBER OF PARTS:
 14. PART FAMILIES:
 15. PRODUCTION RATE:
 16. PART CUBE:
 17. PART SHAPE: Prismatic
 18. OPERATION
 SCHEDULING:
 19. LOT SIZE:
 20. MACHINE SET: 11 NHM (Makino), 2 NVM (Makino)
 21. MATL. HANDLING: AGV's
 22. TOOLING:
 23. FEATURES:
 24. REFERENCES: 7, 14

APPENDIX C. FMS IMPLEMENTATION DATA BASE

1. COUNTRY: Japan
 2. COMPANY: Fujitsu Fanuc
 3. LOCATION: Oshino
 4. DIVISION:
 5. SUPPLIER: Fanuc
 6. CLASS: FMS
 7. YEAR: 81
 8. FINANCIAL DATA: 90 % savings in number of MT's and number of workers
 9. COMPUTER:
 10. CONTROLS:
 11. PRODUCTS: Plastic injection molding machine parts
 12. MATERIALS: Steel, cast iron
 13. NUMBER OF PARTS:
 14. PART FAMILIES:
 15. PRODUCTION RATE:
 16. PART CUBE:
 17. PART SHAPE: Rotational
 18. OPERATION
 SCHEDULING:
 19. LOT SIZE:
 20. MACHINE SET: 6 NT, 1 GR, 1 NM, 1 SP, 1 ND
 21. MATL. HANDLING: Robots, AGV's
 22. TOOLING:
 23. FEATURES:
 24. REFERENCES: 7, 12, 14, 18

1. COUNTRY: Japan
 2. COMPANY: Fukushima Seisakusha
 3. LOCATION:
 4. DIVISION:
 5. SUPPLIER: Hitachi Seiki
 6. CLASS: FMS
 7. YEAR: 84
 8. FINANCIAL DATA:
 9. COMPUTER:
 10. CONTROLS:
 11. PRODUCTS: Low pressure hydraulic devices
 12. MATERIALS:
 13. NUMBER OF PARTS:
 14. PART FAMILIES:
 15. PRODUCTION RATE:
 16. PART CUBE:
 17. PART SHAPE: Rotational and prismatic
 18. OPERATION
 SCHEDULING:
 19. LOT SIZE:
 20. MACHINE SET: 3 MC, 1 NT, 1 NV, 1 NM
 21. MATL. HANDLING:
 22. TOOLING:
 23. FEATURES:
 24. REFERENCES: 14

APPENDIX C. FMS IMPLEMENTATION DATA BASE

1. COUNTRY: Japan
 2. COMPANY: Hitachi Seiki
 3. LOCATION: Abiko
 4. DIVISION:
 5. SUPPLIER: Hitachi Seiki
 6. CLASS: FMS
 7. YEAR: 83
 8. FINANCIAL DATA: 3.7 year payback period, jobs reduced from 9 to 4
 9. COMPUTER: NEC MS8
 10. CONTROLS: Fanuc 6MB CNC's
 11. PRODUCTS: Machine tool parts
 12. MATERIALS: Steel
 13. NUMBER OF PARTS: 79
 14. PART FAMILIES:
 15. PRODUCTION RATE:
 16. PART CUBE: 60 x 100 in plate
 17. PART SHAPE: Prismatic
 18. OPERATION
 SCHEDULING:
 19. LOT SIZE:
 20. MACHINE SET: 4 NHM (Hitachi, # 112 line)
 21. MATL. HANDLING: 1 rail guided cart
 22. TOOLING:
 23. FEATURES:
 24. REFERENCES: 7, 14

1. COUNTRY: Japan
 2. COMPANY: Hitachi Seiki
 3. LOCATION: Abiko
 4. DIVISION:
 5. SUPPLIER: Hitachi Seiki
 6. CLASS: FMS
 7. YEAR: 83
 8. FINANCIAL DATA: 4.1 year payback period, 4 MT's vs 8
 9. COMPUTER:
 10. CONTROLS:
 11. PRODUCTS: Machine tool parts
 12. MATERIALS: Steel, cast iron
 13. NUMBER OF PARTS: 131
 14. PART FAMILIES:
 15. PRODUCTION RATE:
 16. PART CUBE: 500 mm x 500 mm pallets
 17. PART SHAPE: Prismatic
 18. OPERATION
 SCHEDULING: 3 shift operation with 2,000 machine hours per month
 19. LOT SIZE:
 20. MACHINE SET: 2 NHM, 2 NVM (# 113 line)
 21. MATL. HANDLING: AGV, ASRS
 22. TOOLING: ATC with a robot, 528 tools in the system
 23. FEATURES:
 24. REFERENCES: 7, 14

APPENDIX C. FMS IMPLEMENTATION DATA BASE

1. COUNTRY: Japan
 2. COMPANY: Hitachi Seiki
 3. LOCATION: Abiko
 4. DIVISION:
 5. SUPPLIER: Hitachi Seiki
 6. CLASS: FMS
 7. YEAR: 83
 8. FINANCIAL DATA: 3.6 year payback, 4 MT's vs. 7, jobs reduced from 12 to 5
 9. COMPUTER:
 10. CONTROLS:
 11. PRODUCTS: Machine tool parts
 12. MATERIALS: Steel, cast iron
 13. NUMBER OF PARTS: 468
 14. PART FAMILIES:
 15. PRODUCTION RATE:
 16. PART CUBE:
 17. PART SHAPE: Rotational
 18. OPERATION SCHEDULING: 1600 machine hours per month
 19. LOT SIZE: Maximum of 20
 20. MACHINE SET: 3 NT, 1 NHM (# 114 line)
 21. MATL. HANDLING: 4 robots
 22. TOOLING:
 23. FEATURES:
 24. REFERENCES: 7, 14

1. COUNTRY: Japan
 2. COMPANY: Hitachi Seiko
 3. LOCATION: Ebina
 4. DIVISION:
 5. SUPPLIER: Hitachi Seiki
 6. CLASS: FMS
 7. YEAR: 82
 8. FINANCIAL DATA:
 9. COMPUTER: Hitachi M1002H
 10. CONTROLS:
 11. PRODUCTS: Machine tool parts
 12. MATERIALS: Steel, cast iron
 13. NUMBER OF PARTS: 10
 14. PART FAMILIES:
 15. PRODUCTION RATE:
 16. PART CUBE: 500 x 500 mm pallet
 17. PART SHAPE: Prismatic
 18. OPERATION SCHEDULING:
 19. LOT SIZE:
 20. MACHINE SET: 1 NHM, 1 NVM
 21. MATL. HANDLING: 1 rail guided cart
 22. TOOLING: ATC with capacities of 40 and 60
 23. FEATURES: Machine vision, pallet ID
 24. REFERENCES: 7

APPENDIX C. FMS IMPLEMENTATION DATA BASE

1. COUNTRY: Japan
 2. COMPANY: Ishikawajima Harima
 3. LOCATION:
 4. DIVISION:
 5. SUPPLIER:
 6. CLASS: FMS
 7. YEAR: 84
 8. FINANCIAL DATA:
 9. COMPUTER:
 10. CONTROLS:
 11. PRODUCTS:
 12. MATERIALS:
 13. NUMBER OF PARTS:
 14. PART FAMILIES:
 15. PRODUCTION RATE:
 16. PART CUBE:
 17. PART SHAPE:
 18. OPERATION
 SCHEDULING:
 19. LOT SIZE:
 20. MACHINE SET:
 21. MATL. HANDLING:
 22. TOOLING:
 23. FEATURES:
 24. REFERENCES: 14

1. COUNTRY: Japan
 2. COMPANY: Japanese National Project
 3. LOCATION: Tsukuba Science City
 4. DIVISION: MITI - Agency of Science & Technology
 5. SUPPLIER:
 6. CLASS: FMS
 7. YEAR: 84
 8. FINANCIAL DATA:
 9. COMPUTER:
 10. CONTROLS:
 11. PRODUCTS: Gearboxes, diesel engine components
 12. MATERIALS: Cast iron, steel
 13. NUMBER OF PARTS:
 14. PART FAMILIES:
 15. PRODUCTION RATE:
 16. PART CUBE: 300 mm
 17. PART SHAPE: Prismatic
 18. OPERATION
 SCHEDULING:
 19. LOT SIZE:
 20. MACHINE SET: 3 MC
 21. MATL. HANDLING:
 22. TOOLING:
 23. FEATURES:
 24. REFERENCES: 77

APPENDIX C. FMS IMPLEMENTATION DATA BASE

1. COUNTRY: Japan
 2. COMPANY: Kawakami Seisakusho
 3. LOCATION:
 4. DIVISION:
 5. SUPPLIER:
 6. CLASS: FMS
 7. YEAR: 82
 8. FINANCIAL DATA:
 9. COMPUTER:
 10. CONTROLS:
 11. PRODUCTS:
 12. MATERIALS:
 13. NUMBER OF PARTS:
 14. PART FAMILIES:
 15. PRODUCTION RATE:
 16. PART CUBE:
 17. PART SHAPE: Rotational
 18. OPERATION
 SCHEDULING:
 19. LOT SIZE:
 20. MACHINE SET: 4 GR, 1 NV, 1 power press
 21. MATL. HANDLING: Robot for power press
 22. TOOLING:
 23. FEATURES:
 24. REFERENCES: 14

1. COUNTRY: Japan
 2. COMPANY: Kawaski Heavy Industries
 3. LOCATION: Nishi-Kobi
 4. DIVISION:
 5. SUPPLIER:
 6. CLASS: FMS
 7. YEAR: 75
 8. FINANCIAL DATA:
 9. COMPUTER:
 10. CONTROLS:
 11. PRODUCTS: Valve casting - radial piston engine
 12. MATERIALS:
 13. NUMBER OF PARTS:
 14. PART FAMILIES:
 15. PRODUCTION RATE:
 16. PART CUBE:
 17. PART SHAPE: Rotational
 18. OPERATION
 SCHEDULING:
 19. LOT SIZE:
 20. MACHINE SET: 1NV, 2 NT, 3NM, 4ND
 21. MATL. HANDLING:
 22. TOOLING:
 23. FEATURES:
 24. REFERENCES: 14

APPENDIX C. FMS IMPLEMENTATION DATA BASE

1. COUNTRY: Japan
 2. COMPANY: Kitagoe Kogyo
 3. LOCATION:
 4. DIVISION:
 5. SUPPLIER:
 6. CLASS: FMS
 7. YEAR: 80
 8. FINANCIAL DATA:
 9. COMPUTER:
 10. CONTROLS:
 11. PRODUCTS: Compressor parts
 12. MATERIALS:
 13. NUMBER OF PARTS:
 14. PART FAMILIES:
 15. PRODUCTION RATE:
 16. PART CUBE:
 17. PART SHAPE: Prismatic
 18. OPERATION
 SCHEDULING:
 19. LOT SIZE:
 20. MACHINE SET: 2 MC
 21. MATL. HANDLING:
 22. TOOLING:
 23. FEATURES:
 24. REFERENCES: 14

1. COUNTRY: Japan
 2. COMPANY: Komatsu Seisakusho
 3. LOCATION: Awazu
 4. DIVISION: Komatsu
 5. SUPPLIER:
 6. CLASS: FMS
 7. YEAR: 76
 8. FINANCIAL DATA:
 9. COMPUTER:
 10. CONTROLS:
 11. PRODUCTS: Bulldozer transmission parts
 12. MATERIALS: Steel
 13. NUMBER OF PARTS: 106
 14. PART FAMILIES:
 15. PRODUCTION RATE:
 16. PART CUBE:
 17. PART SHAPE: Rotational
 18. OPERATION
 SCHEDULING: Crew of 6
 19. LOT SIZE: Average of 16
 20. MACHINE SET: 1 NM, 2 NV, 4 spline hobbing machines
 21. MATL. HANDLING:
 22. TOOLING:
 23. FEATURES:
 24. REFERENCES: 14, 86

APPENDIX C. FMS IMPLEMENTATION DATA BASE

1. COUNTRY: Japan
 2. COMPANY: Makino Milling Machine Co.
 3. LOCATION: Atsugi
 4. DIVISION:
 5. SUPPLIER: Makino
 6. CLASS: FMS
 7. YEAR: 84
 8. FINANCIAL DATA:
 9. COMPUTER: Univac AGS2400F
 10. CONTROLS:
 11. PRODUCTS: Machine tool parts
 12. MATERIALS: Steel, cast iron
 13. NUMBER OF PARTS: 500
 14. PART FAMILIES:
 15. PRODUCTION RATE: 270 parts/day
 16. PART CUBE:
 17. PART SHAPE: Prismatic
 18. OPERATION SCHEDULING: 3 shift operation
 19. LOT SIZE:
 20. MACHINE SET: 10 MC (Makino)
 21. MATL. HANDLING: 5 AGV's, ASRS
 22. TOOLING:
 23. FEATURES: Probing
 24. REFERENCES: 7, 14

1. COUNTRY: Japan
 2. COMPANY: Mike Pulley
 3. LOCATION:
 4. DIVISION:
 5. SUPPLIER:
 6. CLASS: MC
 7. YEAR: 79
 8. FINANCIAL DATA:
 9. COMPUTER:
 10. CONTROLS:
 11. PRODUCTS: Conveyor parts
 12. MATERIALS: Steel
 13. NUMBER OF PARTS:
 14. PART FAMILIES:
 15. PRODUCTION RATE:
 16. PART CUBE:
 17. PART SHAPE: Rotational
 18. OPERATION SCHEDULING:
 19. LOT SIZE:
 20. MACHINE SET: 1 NV, 1 GR
 21. MATL. HANDLING:
 22. TOOLING:
 23. FEATURES:
 24. REFERENCES: 14

APPENDIX C. FMS IMPLEMENTATION DATA BASE

1. COUNTRY: Japan
 2. COMPANY: Mitsubishi Electric Co.
 3. LOCATION: Inagwa
 4. DIVISION:
 5. SUPPLIER: Mitsubishi
 6. CLASS: FMS
 7. YEAR: 84
 8. FINANCIAL DATA:
 9. COMPUTER:
 10. CONTROLS:
 11. PRODUCTS: Machined sheet metal parts
 12. MATERIALS:
 13. NUMBER OF PARTS:
 14. PART FAMILIES:
 15. PRODUCTION RATE:
 16. PART CUBE:
 17. PART SHAPE: Prismatic
 18. OPERATION
 SCHEDULING:
 19. LOT SIZE:
 20. MACHINE SET:
 21. MATL. HANDLING:
 22. TOOLING:
 23. FEATURES:
 24. REFERENCES: 14

1. COUNTRY: Japan
 2. COMPANY: Mitsubishi Heavy Industries
 3. LOCATION: Kyoto
 4. DIVISION:
 5. SUPPLIER:
 6. CLASS: FMS
 7. YEAR: 84
 8. FINANCIAL DATA:
 9. COMPUTER:
 10. CONTROLS:
 11. PRODUCTS: Machine tool parts
 12. MATERIALS: Steel, cast iron
 13. NUMBER OF PARTS: 120
 14. PART FAMILIES:
 15. PRODUCTION RATE:
 16. PART CUBE:
 17. PART SHAPE: Prismatic
 18. OPERATION
 SCHEDULING:
 19. LOT SIZE:
 20. MACHINE SET: 5 MC
 21. MATL. HANDLING: Air cushion AGV, air cushion conveyor
 22. TOOLING: ATC with capacities of 60 and 90, 100 tools in system
 23. FEATURES:
 24. REFERENCES: 7

APPENDIX C. FMS IMPLEMENTATION DATA BASE

1. COUNTRY: Japan
 2. COMPANY: Mitsubishi Heavy Industries
 3. LOCATION: Kyoto
 4. DIVISION:
 5. SUPPLIER:
 6. CLASS: FMS
 7. YEAR: 84
 8. FINANCIAL DATA:
 9. COMPUTER:
 10. CONTROLS:
 11. PRODUCTS: Machine tool parts
 12. MATERIALS: Steel, cast iron
 13. NUMBER OF PARTS:
 14. PART FAMILIES:
 15. PRODUCTION RATE:
 16. PART CUBE:
 17. PART SHAPE: Rotational
 18. OPERATION SCHEDULING:
 19. LOT SIZE:
 20. MACHINE SET: 12 CNC (boring, turning, and grinding operations)
 21. MATL. HANDLING: Robots
 22. TOOLING:
 23. FEATURES:
 24. REFERENCES: 7

1. COUNTRY: Japan
 2. COMPANY: Mori Seiki
 3. LOCATION: Iga
 4. DIVISION:
 5. SUPPLIER: Mori Seiki
 6. CLASS: FMS
 7. YEAR: 82
 8. FINANCIAL DATA: Machine utilization 93%, 13 MT's vs. 54
 9. COMPUTER: Hitachi E800
 10. CONTROLS:
 11. PRODUCTS: Machine tool parts
 12. MATERIALS: Steel, cast iron
 13. NUMBER OF PARTS:
 14. PART FAMILIES:
 15. PRODUCTION RATE:
 16. PART CUBE:
 17. PART SHAPE: Prismatic
 18. OPERATION SCHEDULING: 22 24-hour days are scheduled every month, 3 workers on first shift, none on second or third
 19. LOT SIZE:
 20. MACHINE SET: 9 NVM (Mori Seiki), 4 NHM (Toyada)
 21. MATL. HANDLING: 16 AGV's, ASRS, linear 14 station queue
 22. TOOLING:
 23. FEATURES: Probing
 24. REFERENCES: 7

APPENDIX C. FMS IMPLEMENTATION DATA BASE

1. COUNTRY: Japan
 2. COMPANY: Murata Machinery
 3. LOCATION: Nihon Denki
 4. DIVISION: Tamagwa
 5. SUPPLIER: Murata
 6. CLASS: FMS
 7. YEAR: 84
 8. FINANCIAL DATA:
 9. COMPUTER:
 10. CONTROLS:
 11. PRODUCTS: Sheet metal chasis cover
 12. MATERIALS:
 13. NUMBER OF PARTS:
 14. PART FAMILIES:
 15. PRODUCTION RATE:
 16. PART CUBE:
 17. PART SHAPE: Prismatic
 18. OPERATION
 SCHEDULING:
 19. LOT SIZE:
 20. MACHINE SET: 4 turret presses, 2 cutting machines
 21. MATL. HANDLING: AGV, ASRS
 22. TOOLING:
 23. FEATURES:
 24. REFERENCES: 14

1. COUNTRY: Japan
 2. COMPANY: Murata Machinery
 3. LOCATION: Inuyama
 4. DIVISION:
 5. SUPPLIER:
 6. CLASS: FMS
 7. YEAR: 81
 8. FINANCIAL DATA: 260 % increase in productivity, 20 to 30 workers vs. 100
 9. COMPUTER:
 10. CONTROLS:
 11. PRODUCTS: Textile machinery, AGV's
 12. MATERIALS: Steel, cast iron
 13. NUMBER OF PARTS: 150
 14. PART FAMILIES:
 15. PRODUCTION RATE:
 16. PART CUBE:
 17. PART SHAPE: Prismatic
 18. OPERATION
 SCHEDULING: 2 10-hour shifts
 19. LOT SIZE:
 20. MACHINE SET: 3 NHM, 4 NVM
 21. MATL. HANDLING: Robots, ASRS
 22. TOOLING:
 23. FEATURES:
 24. REFERENCES: 7, 69

APPENDIX C. FMS IMPLEMENTATION DATA BASE

1. COUNTRY: Japan
 2. COMPANY: Niigata Engineering
 3. LOCATION: Niigata
 4. DIVISION: Diesel Engine Works
 5. SUPPLIER: Niigata Engineering
 6. CLASS: FMS
 7. YEAR: 79
 8. FINANCIAL DATA:
 9. COMPUTER: Hitachi
 10. CONTROLS:
 11. PRODUCTS: Cylinder heads
 12. MATERIALS: Cast iron
 13. NUMBER OF PARTS: 80
 14. PART FAMILIES:
 15. PRODUCTION RATE:
 16. PART CUBE: 36 x 24 x 12 in
 17. PART SHAPE: Prismatic
 18. OPERATION SCHEDULING: 3 shifts, 21 hours per day, in event of machine breakdown
 the computer assigns alternate operations in real time
 19. LOT SIZE:
 20. MACHINE SET: 5 MC
 21. MATL. HANDLING: Roller conveyor, 1 rail guided cart
 22. TOOLING:
 23. FEATURES: Acoustic emmissions for adaptive control
 24. REFERENCES: 7, 14, 45

1. COUNTRY: Japan
 2. COMPANY: Niigata Engineering
 3. LOCATION: Niigata
 4. DIVISION: Niigata Machine Tool Works
 5. SUPPLIER: Niigata
 6. CLASS: FMS
 7. YEAR: 83
 8. FINANCIAL DATA:
 9. COMPUTER:
 10. CONTROLS:
 11. PRODUCTS: Machine tool parts
 12. MATERIALS: Steel, cast iron
 13. NUMBER OF PARTS: 70
 14. PART FAMILIES:
 15. PRODUCTION RATE:
 16. PART CUBE:
 17. PART SHAPE: Prismatic
 18. OPERATION SCHEDULING:
 19. LOT SIZE:
 20. MACHINE SET: 5 NHM, 1 NM, 1 NV (all Toshiba)
 21. MATL. HANDLING: 2 AGV's, ASRS
 22. TOOLING: ATC with capacities of 60 & 90, 700 tools in system
 23. FEATURES:
 24. REFERENCES: 7, 14

APPENDIX C. FMS IMPLEMENTATION DATA BASE

1. COUNTRY: Japan
 2. COMPANY: Okuma
 3. LOCATION: Oguchi
 4. DIVISION:
 5. SUPPLIER: Okuma
 6. CLASS: FMS
 7. YEAR: 82
 8. FINANCIAL DATA: 1.9 year payback, 60% labor savings, 75 % utilization
 9. COMPUTER: Campus 5000
 10. CONTROLS:
 11. PRODUCTS: Machine tool headstocks, taulstocks, and saddles
 12. MATERIALS: Cast iron
 13. NUMBER OF PARTS: 95
 14. PART FAMILIES:
 15. PRODUCTION RATE:
 16. PART CUBE:
 17. PART SHAPE: Prismatic
 18. OPERATION SCHEDULING: 3 shifts with crew of 3, 1 shift unmanned
 19. LOT SIZE:
 20. MACHINE SET: 7 MC (Okuma)
 21. MATL. HANDLING: 1 AGV
 22. TOOLING: ATC
 23. FEATURES: Adaptive control
 24. REFERENCES: 7, 51, 69, 75

1. COUNTRY: Japan
 2. COMPANY: Osaka Kiko
 3. LOCATION: Inuyama
 4. DIVISION:
 5. SUPPLIER:
 6. CLASS: FMS
 7. YEAR: 82
 8. FINANCIAL DATA:
 9. COMPUTER:
 10. CONTROLS:
 11. PRODUCTS: Machine tool parts
 12. MATERIALS: Steel, cast iron
 13. NUMBER OF PARTS: 65
 14. PART FAMILIES:
 15. PRODUCTION RATE:
 16. PART CUBE:
 17. PART SHAPE: Prismatic
 18. OPERATION SCHEDULING: 2 shifts plus
 19. LOT SIZE:
 20. MACHINE SET: 2 NHM, 1 NVM, (all OKK)
 21. MATL. HANDLING: 1 rail guided cart
 22. TOOLING: ATC with capacity of 120 tools per machine
 23. FEATURES: Acoustic emmissions monitoring for adaptive control
 24. REFERENCES: 7

APPENDIX C. FMS IMPLEMENTATION DATA BASE

1. COUNTRY: Japan
 2. COMPANY: Shin Nippon Koki
 3. LOCATION: Osaka
 4. DIVISION: Shinodayama Works
 5. SUPPLIER:
 6. CLASS: FMS
 7. YEAR: 82
 8. FINANCIAL DATA:
 9. COMPUTER: Mitsubishi Melcom 7030
 10. CONTROLS:
 11. PRODUCTS: Machine center and planner parts
 12. MATERIALS: Steel, cast iron
 13. NUMBER OF PARTS: 250
 14. PART FAMILIES:
 15. PRODUCTION RATE:
 16. PART CUBE: 28 x 28 x 20 in
 17. PART SHAPE: Prismatic
 18. OPERATION SCHEDULING: 3 shifts, with unmanned night shift
 19. LOT SIZE:
 20. MACHINE SET: 2 NHM, 2 NVM, 1 CMM, (all SNK)
 21. MATL. HANDLING: 1 rail guided cart, ASRS
 22. TOOLING:
 23. FEATURES: Acoustic emissions monitoring for adaptive control
 24. REFERENCES: 7

1. COUNTRY: Japan
 2. COMPANY: Shinmeiwa Kogyo
 3. LOCATION: Takarazuka
 4. DIVISION:
 5. SUPPLIER: Shinmeiwa
 6. CLASS: FMS
 7. YEAR: 82
 8. FINANCIAL DATA:
 9. COMPUTER:
 10. CONTROLS:
 11. PRODUCTS: Robot and machine tool parts
 12. MATERIALS: Steel, cast iron
 13. NUMBER OF PARTS:
 14. PART FAMILIES:
 15. PRODUCTION RATE:
 16. PART CUBE:
 17. PART SHAPE: Prismatic
 18. OPERATION SCHEDULING: Unmanned night shift
 19. LOT SIZE:
 20. MACHINE SET: 2 MC
 21. MATL. HANDLING: Rail guided cart
 22. TOOLING:
 23. FEATURES:
 24. REFERENCES: 14, 51

APPENDIX C. FMS IMPLEMENTATION DATA BASE

1. COUNTRY: Japan
 2. COMPANY: Shinmeiwa Kogyo
 3. LOCATION: Takarazuka
 4. DIVISION:
 5. SUPPLIER: Shinmeiwa
 6. CLASS: FMS
 7. YEAR: 82
 8. FINANCIAL DATA:
 9. COMPUTER:
 10. CONTROLS:
 11. PRODUCTS: Machine tool, aircraft parts
 12. MATERIALS: Steel, cast iron, and aluminum
 13. NUMBER OF PARTS:
 14. PART FAMILIES:
 15. PRODUCTION RATE:
 16. PART CUBE:
 17. PART SHAPE: Prismatic
 18. OPERATION SCHEDULING: Unmanned operation at night
 19. LOT SIZE:
 20. MACHINE SET: 4 MC
 21. MATL. HANDLING: Rail guided cart
 22. TOOLING:
 23. FEATURES: Adaptive control
 24. REFERENCES: 14, 51

1. COUNTRY: Japan
 2. COMPANY: Shinodayama
 3. LOCATION: Osaka
 4. DIVISION:
 5. SUPPLIER: Shi Nippon Koki
 6. CLASS: FMS
 7. YEAR: 82
 8. FINANCIAL DATA:
 9. COMPUTER:
 10. CONTROLS: Melcon 70/30
 11. PRODUCTS:
 12. MATERIALS:
 13. NUMBER OF PARTS:
 14. PART FAMILIES:
 15. PRODUCTION RATE:
 16. PART CUBE:
 17. PART SHAPE: Prismatic
 18. OPERATION SCHEDULING:
 19. LOT SIZE:
 20. MACHINE SET: 4 MC
 21. MATL. HANDLING: Rail guided cart, ASRS
 22. TOOLING:
 23. FEATURES: Automated inspection
 24. REFERENCES: 14

APPENDIX C. FMS IMPLEMENTATION DATA BASE

1. COUNTRY: Japan
 2. COMPANY:
 3. LOCATION: China
 4. DIVISION:
 5. SUPPLIER: Sunitomo Jyuki Kogyo
 6. CLASS: FMS
 7. YEAR: 79
 8. FINANCIAL DATA:
 9. COMPUTER:
 10. CONTROLS:
 11. PRODUCTS: Power shovel parts
 12. MATERIALS: Steel, cast iron
 13. NUMBER OF PARTS:
 14. PART FAMILIES:
 15. PRODUCTION RATE:
 16. PART CUBE:
 17. PART SHAPE: Prismatic
 18. OPERATION
 SCHEDULING:
 19. LOT SIZE:
 20. MACHINE SET: 4 MC
 21. MATL. HANDLING:
 22. TOOLING:
 23. FEATURES: 1 welding robot
 24. REFERENCES: 14

1. COUNTRY: Japan
 2. COMPANY: Takisawa Machine Tool
 3. LOCATION: Okayama
 4. DIVISION:
 5. SUPPLIER: Takisawa
 6. CLASS: FMS
 7. YEAR: 83
 8. FINANCIAL DATA:
 9. COMPUTER: IBM System 38
 10. CONTROLS: IBM S-1 Process Computer
 11. PRODUCTS: Machine tool parts
 12. MATERIALS: Steel, cast iron
 13. NUMBER OF PARTS:
 14. PART FAMILIES:
 15. PRODUCTION RATE:
 16. PART CUBE:
 17. PART SHAPE: Prismatic
 18. OPERATION
 SCHEDULING:
 19. LOT SIZE:
 20. MACHINE SET: 3 MC (Takisawa)
 21. MATL. HANDLING: 1 AGV
 22. TOOLING:
 23. FEATURES:
 24. REFERENCES: 7

APPENDIX C. FMS IMPLEMENTATION DATA BASE

1. COUNTRY: Japan
 2. COMPANY: Takisawa Machine Tool
 3. LOCATION: Okayama
 4. DIVISION:
 5. SUPPLIER: Takisawa
 6. CLASS: FMS
 7. YEAR: 83
 8. FINANCIAL DATA:
 9. COMPUTER: IBM System 38
 10. CONTROLS: IBM S-1 Process Computer
 11. PRODUCTS: Machine tool parts
 12. MATERIALS: Steel, cast iron
 13. NUMBER OF PARTS:
 14. PART FAMILIES:
 15. PRODUCTION RATE:
 16. PART CUBE:
 17. PART SHAPE: Prismatic
 18. OPERATION
 SCHEDULING:
 19. LOT SIZE:
 20. MACHINE SET: 2 MC (Takisawa)
 21. MATL. HANDLING: 1 AGV, ASRS with 570 locations
 22. TOOLING:
 23. FEATURES:
 24. REFERENCES: 7

1. COUNTRY: Japan
 2. COMPANY: Tokyo Shibaura Denki
 3. LOCATION: Fuchu
 4. DIVISION:
 5. SUPPLIER: Toshiba
 6. CLASS: FMS
 7. YEAR: 84
 8. FINANCIAL DATA:
 9. COMPUTER:
 10. CONTROLS:
 11. PRODUCTS: Switches
 12. MATERIALS:
 13. NUMBER OF PARTS:
 14. PART FAMILIES:
 15. PRODUCTION RATE:
 16. PART CUBE:
 17. PART SHAPE: Prismatic and rotational
 18. OPERATION
 SCHEDULING:
 19. LOT SIZE:
 20. MACHINE SET: 6 MC, 8 NV
 21. MATL. HANDLING: AGV, robots, ASRS
 22. TOOLING:
 23. FEATURES:
 24. REFERENCES: 14

APPENDIX C. FMS IMPLEMENTATION DATA BASE

1. COUNTRY: Japan
 2. COMPANY: Toshiba Machine Co.
 3. LOCATION: Fuchu
 4. DIVISION:
 5. SUPPLIER: Toshiba
 6. CLASS: FMS
 7. YEAR: 83
 8. FINANCIAL DATA: Labor savings: 7 workers vs. 75
 9. COMPUTER: Toshiba
 10. CONTROLS:
 11. PRODUCTS: Machine tool parts
 12. MATERIALS: Steel, cast iron
 13. NUMBER OF PARTS: 3,000
 14. PART FAMILIES:
 15. PRODUCTION RATE:
 16. PART CUBE:
 17. PART SHAPE: Prismatic and rotational
 18. OPERATION
 SCHEDULING:
 19. LOT SIZE:
 20. MACHINE SET: 6 MC, 8 NT
 21. MATL. HANDLING: 1 AGV, 2 robots, ASRS
 22. TOOLING:
 23. FEATURES:
 24. REFERENCES: 69

1. COUNTRY: Japan
 2. COMPANY: Toshiba
 3. LOCATION: Numazu
 4. DIVISION:
 5. SUPPLIER:
 6. CLASS: FMS
 7. YEAR: 82
 8. FINANCIAL DATA:
 9. COMPUTER: FMS T5003
 10. CONTROLS: Tosunuc 500
 11. PRODUCTS: Machine tool and textile parts
 12. MATERIALS: Steel, cast iron
 13. NUMBER OF PARTS:
 14. PART FAMILIES:
 15. PRODUCTION RATE:
 16. PART CUBE:
 17. PART SHAPE: Prismatic
 18. OPERATION
 SCHEDULING:
 19. LOT SIZE:
 20. MACHINE SET: 1 NHM, 1 NVM
 21. MATL. HANDLING: ASRS, carousel (16 locations)
 22. TOOLING:
 23. FEATURES:
 24. REFERENCES: 7, 51

APPENDIX C. FMS IMPLEMENTATION DATA BASE

1. COUNTRY: Japan
 2. COMPANY: Toshiba Machine Company
 3. LOCATION: Numazu
 4. DIVISION:
 5. SUPPLIER:
 6. CLASS: FMS
 7. YEAR: 82
 8. FINANCIAL DATA:
 9. COMPUTER: Toshiba
 10. CONTROLS:
 11. PRODUCTS: Machine tool parts
 12. MATERIALS: Steel, cast iron
 13. NUMBER OF PARTS:
 14. PART FAMILIES:
 15. PRODUCTION RATE:
 16. PART CUBE: 1 m
 17. PART SHAPE: Prismatic
 18. OPERATION
 SCHEDULING:
 19. LOT SIZE:
 20. MACHINE SET: 2 NHM, 1 CMM, 1 WS, honing machine
 21. MATL. HANDLING: ASRS
 22. TOOLING: ATC 120 tool capacity
 23. FEATURES: Automated inspection
 24. REFERENCES: 7

1. COUNTRY: Japan
 2. COMPANY: Toshiba Machine Company
 3. LOCATION: Numazu
 4. DIVISION:
 5. SUPPLIER:
 6. CLASS: FMS
 7. YEAR: 82
 8. FINANCIAL DATA:
 9. COMPUTER:
 10. CONTROLS:
 11. PRODUCTS: Machine tool parts
 12. MATERIALS: Steel, cast iron
 13. NUMBER OF PARTS:
 14. PART FAMILIES:
 15. PRODUCTION RATE:
 16. PART CUBE: 630 x 630 mm pallet
 17. PART SHAPE: Prismatic
 18. OPERATION
 SCHEDULING:
 19. LOT SIZE:
 20. MACHINE SET: 2 NHM, 1 NVM
 21. MATL. HANDLING: AGV
 22. TOOLING:
 23. FEATURES:
 24. REFERENCES: 7

APPENDIX C. FMS IMPLEMENTATION DATA BASE

1. COUNTRY: Japan
 2. COMPANY: Toshiba Machine Tool Company
 3. LOCATION: Numazu
 4. DIVISION:
 5. SUPPLIER:
 6. CLASS: FMS
 7. YEAR: 80
 8. FINANCIAL DATA:
 9. COMPUTER: T-5003 System
 10. CONTROLS:
 11. PRODUCTS:
 12. MATERIALS:
 13. NUMBER OF PARTS:
 14. PART FAMILIES:
 15. PRODUCTION RATE:
 16. PART CUBE: 630 x 630 mm pallet
 17. PART SHAPE: Prismatic
 18. OPERATION
 SCHEDULING:
 19. LOT SIZE:
 20. MACHINE SET: 2 NHM
 21. MATL. HANDLING: Carousel with 20 positions
 22. TOOLING:
 23. FEATURES:
 24. REFERENCES: 7

1. COUNTRY: Japan
 2. COMPANY: Toshiba Machine Company
 3. LOCATION: Numazu
 4. DIVISION:
 5. SUPPLIER: Toshiba Machine
 6. CLASS: FMS
 7. YEAR: 84
 8. FINANCIAL DATA:
 9. COMPUTER:
 10. CONTROLS:
 11. PRODUCTS: Injection molding machine parts
 12. MATERIALS: Steel, cast iron
 13. NUMBER OF PARTS:
 14. PART FAMILIES:
 15. PRODUCTION RATE:
 16. PART CUBE:
 17. PART SHAPE: Prismatic
 18. OPERATION
 SCHEDULING:
 19. LOT SIZE:
 20. MACHINE SET: 6 MC
 21. MATL. HANDLING: Roller conveyer
 22. TOOLING:
 23. FEATURES:
 24. REFERENCES: 14

APPENDIX C. FMS IMPLEMENTATION DATA BASE

1. COUNTRY: Japan
 2. COMPANY: Toshiba Tungaloy Company
 3. LOCATION:
 4. DIVISION:
 5. SUPPLIER: Toshiba Machine
 6. CLASS: FMS
 7. YEAR: 80
 8. FINANCIAL DATA: 6 MT vs. 50, 16 workers vs. 70, and 4 vs. 16 wk lead time
 9. COMPUTER:
 10. CONTROLS:
 11. PRODUCTS: Carbide cutting tools
 12. MATERIALS: Carbide tool materials
 13. NUMBER OF PARTS: 3600
 14. PART FAMILIES: 10
 15. PRODUCTION RATE:
 16. PART CUBE:
 17. PART SHAPE: Prismatic and rotational
 18. OPERATION SCHEDULING: Crew of 8, unmanned night shift
 19. LOT SIZE: Average of 5
 20. MACHINE SET: 4 MC, 1 GR, 1 NV
 21. MATL. HANDLING: No inter-machine transfer, multiple pallets on machine
 22. TOOLING:
 23. FEATURES: Automated inspection, tool wear monitoring
 24. REFERENCES: 14, 19, 51, 86

1. COUNTRY: Japan
 2. COMPANY: Toyada Machine Works
 3. LOCATION: Kariya
 4. DIVISION:
 5. SUPPLIER:
 6. CLASS: FMS
 7. YEAR: 86
 8. FINANCIAL DATA:
 9. COMPUTER:
 10. CONTROLS:
 11. PRODUCTS: Machine tool parts
 12. MATERIALS: Steel, cast iron
 13. NUMBER OF PARTS:
 14. PART FAMILIES:
 15. PRODUCTION RATE:
 16. PART CUBE:
 17. PART SHAPE: Prismatic
 18. OPERATION SCHEDULING:
 19. LOT SIZE:
 20. MACHINE SET:
 21. MATL. HANDLING:
 22. TOOLING:
 23. FEATURES:
 24. REFERENCES: 7

APPENDIX C. FMS IMPLEMENTATION DATA BASE

1. COUNTRY: Japan
 2. COMPANY: Toyada Machine Works
 3. LOCATION: Okazaka
 4. DIVISION:
 5. SUPPLIER:
 6. CLASS: MC
 7. YEAR: 81
 8. FINANCIAL DATA:
 9. COMPUTER:
 10. CONTROLS:
 11. PRODUCTS: Machine tool parts
 12. MATERIALS: Steel, cast iron
 13. NUMBER OF PARTS: 1,500
 14. PART FAMILIES:
 15. PRODUCTION RATE:
 16. PART CUBE:
 17. PART SHAPE: Prismatic
 18. OPERATION Crew of 12
 SCHEDULING:
 19. LOT SIZE: Average of 5
 20. MACHINE SET:
 21. MATL. HANDLING: 15 DNC
 22. TOOLING:
 23. FEATURES:
 24. REFERENCES: 7, 12, 86

1. COUNTRY: Japan
 2. COMPANY: Toyota Tipros
 3. LOCATION:
 4. DIVISION:
 5. SUPPLIER: Toyota
 6. CLASS: FMS
 7. YEAR: 73
 8. FINANCIAL DATA:
 9. COMPUTER:
 10. CONTROLS:
 11. PRODUCTS: Engine components
 12. MATERIALS: Cast iron, steel
 13. NUMBER OF PARTS:
 14. PART FAMILIES:
 15. PRODUCTION RATE: 9,600 parts/year
 16. PART CUBE:
 17. PART SHAPE: Prismatic
 18. OPERATION Each part stops at each spur in the conveyor
 SCHEDULING: Crew of 4
 19. LOT SIZE: 100
 20. MACHINE SET: 1 MC, 8 MT's
 21. MATL. HANDLING: Roller conveyor
 22. TOOLING:
 23. FEATURES:
 24. REFERENCES: 35, 38

APPENDIX C. FMS IMPLEMENTATION DATA BASE

1. COUNTRY: Japan
 2. COMPANY: Tsugami
 3. LOCATION: Nagaoka
 4. DIVISION:
 5. SUPPLIER: Tsugami
 6. CLASS: FMS
 7. YEAR: 86
 8. FINANCIAL DATA:
 9. COMPUTER:
 10. CONTROLS:
 11. PRODUCTS: Machine tool parts
 12. MATERIALS: Steel, cast iron
 13. NUMBER OF PARTS: 200
 14. PART FAMILIES:
 15. PRODUCTION RATE:
 16. PART CUBE:
 17. PART SHAPE: Prismatic
 18. OPERATION
 SCHEDULING:
 19. LOT SIZE:
 20. MACHINE SET: 3 NHM (Tsugami)
 21. MATL. HANDLING: Overhead conveyer
 22. TOOLING: ATC with capacity of 164
 23. FEATURES:
 24. REFERENCES: 7

1. COUNTRY: Japan
 2. COMPANY:
 3. LOCATION: Inuyama
 4. DIVISION:
 5. SUPPLIER: Osaka Kiko
 6. CLASS: FMS
 7. YEAR: 82
 8. FINANCIAL DATA:
 9. COMPUTER:
 10. CONTROLS:
 11. PRODUCTS:
 12. MATERIALS:
 13. NUMBER OF PARTS:
 14. PART FAMILIES:
 15. PRODUCTION RATE:
 16. PART CUBE:
 17. PART SHAPE: Prismatic
 18. OPERATION
 SCHEDULING:
 19. LOT SIZE:
 20. MACHINE SET: 3 MC
 21. MATL. HANDLING: Rail guided cart
 22. TOOLING:
 23. FEATURES: Probing
 24. REFERENCES: 14

APPENDIX C. FMS IMPLEMENTATION DATA BASE

1. COUNTRY: Japan
 2. COMPANY: Yamatake Honeywell
 3. LOCATION:
 4. DIVISION:
 5. SUPPLIER: Hitachi Seiki
 6. CLASS: FMS
 7. YEAR: 72
 8. FINANCIAL DATA: Job reduction from 40 to 5
 9. COMPUTER: Fujitsu Fanuc
 10. CONTROLS:
 11. PRODUCTS: 1.5 - 6 inch flow control valve housings
 12. MATERIALS: Cast iron, steel, stainless steel
 13. NUMBER OF PARTS: 400
 14. PART FAMILIES:
 15. PRODUCTION RATE: 4,000 parts/month
 16. PART CUBE:
 17. PART SHAPE: Prismatic
 18. OPERATION SCHEDULING: Parts designed for equal cycle times, fixed path flows
 19. LOT SIZE: 10
 20. MACHINE SET: 7 MC, 1 WS
 21. MATL. HANDLING: Roller conveyer, ASRS
 22. TOOLING:
 23. FEATURES: Probing
 24. REFERENCES: 14, 35, 51, 86

1. COUNTRY: Japan
 2. COMPANY: Yamazaki Machinery
 3. LOCATION: Aichi
 4. DIVISION:
 5. SUPPLIER: Yamazaki
 6. CLASS: FMS
 7. YEAR: 82
 8. FINANCIAL DATA: 2.5 year payback
 9. COMPUTER: DEC PDP 11
 10. CONTROLS:
 11. PRODUCTS: Large MT parts for NT, MC
 12. MATERIALS: Cast iron, steel
 13. NUMBER OF PARTS: 74
 14. PART FAMILIES:
 15. PRODUCTION RATE: 5,400 parts/year
 16. PART CUBE:
 17. PART SHAPE: Prismatic
 18. OPERATION SCHEDULING: 24 hour, 6 day schedule, with 3rd shift unmanned, crew of 3
 19. LOT SIZE:
 20. MACHINE SET: 8 MT (A line)
 21. MATL. HANDLING: 2 AGV's
 22. TOOLING: ATC, 2 drums per MT
 23. FEATURES:
 24. REFERENCES: 51, 69

APPENDIX C. FMS IMPLEMENTATION DATA BASE

1. COUNTRY: Japan
 2. COMPANY: Yamazaki Machinery Works
 3. LOCATION: Aichi
 4. DIVISION:
 5. SUPPLIER: Yamazaki
 6. CLASS: FMS
 7. YEAR: 82
 8. FINANCIAL DATA: 2.5 year payback
 9. COMPUTER: DEC PDP 11
 10. CONTROLS:
 11. PRODUCTS: Large machine tool parts
 12. MATERIALS: Cast iron, steel
 13. NUMBER OF PARTS: 74
 14. PART FAMILIES:
 15. PRODUCTION RATE: 6,744 parts/year
 16. PART CUBE:
 17. PART SHAPE: Prismatic
 18. OPERATION SCHEDULING: 24 hour, 6 day schedule with 3rd shift unmanned, crew of 3
 19. LOT SIZE:
 20. MACHINE SET: 10 MT's (B line)
 21. MATL. HANDLING:
 22. TOOLING:
 23. FEATURES:
 24. REFERENCES: 51, 69

1. COUNTRY: Japan
 2. COMPANY: Yamazaki Machinery Works
 3. LOCATION: Mino-Kamo
 4. DIVISION:
 5. SUPPLIER: Yamazaki
 6. CLASS: FMS
 7. YEAR: 81
 8. FINANCIAL DATA:
 9. COMPUTER:
 10. CONTROLS:
 11. PRODUCTS: CNC lathes
 12. MATERIALS: Cast iron, steel
 13. NUMBER OF PARTS: 543
 14. PART FAMILIES:
 15. PRODUCTION RATE:
 16. PART CUBE:
 17. PART SHAPE: Prismatic and rotational
 18. OPERATION SCHEDULING:
 19. LOT SIZE:
 20. MACHINE SET: 88 MT, 60 of which are CNC
 21. MATL. HANDLING: 30 robots, AGV's
 22. TOOLING:
 23. FEATURES: Adaptive control using acoustic emissions
 24. REFERENCES: 7, 14, 69

APPENDIX C. FMS IMPLEMENTATION DATA BASE

1. COUNTRY: Japan
 2. COMPANY: Yamazaki Machinery Works
 3. LOCATION: Oguchi
 4. DIVISION:
 5. SUPPLIER: Yamazaki
 6. CLASS: FMS
 7. YEAR: 81
 8. FINANCIAL DATA: 75 % reduction in the number of MT's needed
 9. COMPUTER: DEC PDP 11
 10. CONTROLS:
 11. PRODUCTS: Headstocks for MC's
 12. MATERIALS: Cast iron
 13. NUMBER OF PARTS: 23
 14. PART FAMILIES:
 15. PRODUCTION RATE: 800 parts/month
 16. PART CUBE: 40 x 40 in pallet
 17. PART SHAPE: Prismatic
 18. OPERATION SCHEDULING: 3 shift operation, 3rd shift unmanned, crew of 2
 19. LOT SIZE:
 20. MACHINE SET: 8 NHM (Yamazaki)
 21. MATL. HANDLING: Rail guided carts, robots
 22. TOOLING:
 23. FEATURES:
 24. REFERENCES: 7, 12, 14

1. COUNTRY: Japan
 2. COMPANY: Yamazaki Machinery Works
 3. LOCATION: Oguchi
 4. DIVISION:
 5. SUPPLIER:
 6. CLASS: FMS
 7. YEAR: 81
 8. FINANCIAL DATA:
 9. COMPUTER: DEC PDP 11
 10. CONTROLS:
 11. PRODUCTS: Beds, bases, columns for MT's
 12. MATERIALS: Cast iron
 13. NUMBER OF PARTS: 350
 14. PART FAMILIES:
 15. PRODUCTION RATE: 650 parts/month
 16. PART CUBE: 63 x 118 inch pallet
 17. PART SHAPE: Prismatic
 18. OPERATION SCHEDULING: 3 shift operation, crew of 4
 19. LOT SIZE:
 20. MACHINE SET: 7 NVM, 3 NHM, (all Yamazaki)
 21. MATL. HANDLING:
 22. TOOLING:
 23. FEATURES:
 24. REFERENCES: 7, 14

APPENDIX C. FMS IMPLEMENTATION DATA BASE

1. COUNTRY: Japan
 2. COMPANY: Yanmar Diesel
 3. LOCATION: Amagaski
 4. DIVISION:
 5. SUPPLIER: Hitachi Seiki
 6. CLASS: FTL
 7. YEAR: 72
 8. FINANCIAL DATA: Labor reduction 12 to 1, cost reduction of 23 %
 9. COMPUTER: Fujitsu Fanuc T-0 K-0
 10. CONTROLS:
 11. PRODUCTS: Cylinder heads
 12. MATERIALS: Cast iron
 13. NUMBER OF PARTS: 8
 14. PART FAMILIES: 1
 15. PRODUCTION RATE: 10,800
 16. PART CUBE: 2 x 1.5 x 2 ft
 17. PART SHAPE: Prismatic
 18. OPERATION SCHEDULING: Fixed sequence determined by operator at time of loading, crew of 1
 19. LOT SIZE: Average of 3
 20. MACHINE SET: 5 MC
 21. MATL. HANDLING: Roller conveyor loop with spurs
 22. TOOLING: ATC with capacity of 160
 23. FEATURES:
 24. REFERENCES: 35, 38, 86

1. COUNTRY: Japan
 2. COMPANY: Yanmar Group
 3. LOCATION:
 4. DIVISION:
 5. SUPPLIER: Makino
 6. CLASS: FMS
 7. YEAR: 84
 8. FINANCIAL DATA:
 9. COMPUTER:
 10. CONTROLS:
 11. PRODUCTS:
 12. MATERIALS:
 13. NUMBER OF PARTS:
 14. PART FAMILIES:
 15. PRODUCTION RATE:
 16. PART CUBE:
 17. PART SHAPE:
 18. OPERATION SCHEDULING:
 19. LOT SIZE:
 20. MACHINE SET:
 21. MATL. HANDLING:
 22. TOOLING:
 23. FEATURES:
 24. REFERENCES: 14

APPENDIX C. FMS IMPLEMENTATION DATA BASE

1. COUNTRY: Japan
 2. COMPANY: Yanmar Group
 3. LOCATION:
 4. DIVISION:
 5. SUPPLIER:
 6. CLASS: FMS
 7. YEAR: 84
 8. FINANCIAL DATA:
 9. COMPUTER:
 10. CONTROLS:
 11. PRODUCTS:
 12. MATERIALS:
 13. NUMBER OF PARTS:
 14. PART FAMILIES:
 15. PRODUCTION RATE:
 16. PART CUBE:
 17. PART SHAPE:
 18. OPERATION
 SCHEDULING:
 19. LOT SIZE:
 20. MACHINE SET:
 21. MATL. HANDLING:
 22. TOOLING:
 23. FEATURES:
 24. REFERENCES: 14

1. COUNTRY: Norway
 2. COMPANY: University of Trondheim
 3. LOCATION:
 4. DIVISION: SINTEF
 5. SUPPLIER: University of Trondheim
 6. CLASS: MC
 7. YEAR: 78
 8. FINANCIAL DATA:
 9. COMPUTER:
 10. CONTROLS:
 11. PRODUCTS:
 12. MATERIALS:
 13. NUMBER OF PARTS:
 14. PART FAMILIES:
 15. PRODUCTION RATE:
 16. PART CUBE:
 17. PART SHAPE: Prismatic and rotational
 18. OPERATION
 SCHEDULING: Control computer attempts to optimize operations
 19. LOT SIZE:
 20. MACHINE SET: 1 MC, 1 NM, 1 NT, 1 ND
 21. MATL. HANDLING: 1 robot at the center of the cell
 22. TOOLING:
 23. FEATURES:
 24. REFERENCES: 52

APPENDIX C. FMS IMPLEMENTATION DATA BASE

1. COUNTRY: Poland
 2. COMPANY: Stalowa Wola
 3. LOCATION:
 4. DIVISION:
 5. SUPPLIER: 7 October
 6. CLASS: FMS
 7. YEAR: 81
 8. FINANCIAL DATA:
 9. COMPUTER:
 10. CONTROLS: Rota FZ200
 11. PRODUCTS: Gears for trucks, construction, and agricultural uses
 12. MATERIALS: Steel
 13. NUMBER OF PARTS:
 14. PART FAMILIES:
 15. PRODUCTION RATE: 400,000 parts/year
 16. PART CUBE:
 17. PART SHAPE: Rotational
 18. OPERATION
 SCHEDULING:
 19. LOT SIZE:
 20. MACHINE SET: 52 work stations (see East German Rota FZ200 systems)
 21. MATL. HANDLING: Stacker crane, roller conveyor
 22. TOOLING:
 23. FEATURES:
 24. REFERENCES: 37, 86

1. COUNTRY: Poland
 2. COMPANY:
 3. LOCATION:
 4. DIVISION:
 5. SUPPLIER: CBKO (Design & Research Center for Machine Tools)
 6. CLASS: MC
 7. YEAR: 77
 8. FINANCIAL DATA:
 9. COMPUTER:
 10. CONTROLS: KOR-1 System
 11. PRODUCTS: Machine tool parts
 12. MATERIALS: Steel, cast iron
 13. NUMBER OF PARTS:
 14. PART FAMILIES:
 15. PRODUCTION RATE:
 16. PART CUBE:
 17. PART SHAPE: Prismatic
 18. OPERATION
 SCHEDULING:
 19. LOT SIZE:
 20. MACHINE SET: 2 to 5 MC's
 21. MATL. HANDLING:
 22. TOOLING:
 23. FEATURES:
 24. REFERENCES: 86

APPENDIX C. FMS IMPLEMENTATION DATA BASE

1. COUNTRY: Poland
 2. COMPANY:
 3. LOCATION:
 4. DIVISION:
 5. SUPPLIER: 7 October
 6. CLASS: FMS
 7. YEAR: 80
 8. FINANCIAL DATA:
 9. COMPUTER:
 10. CONTROLS: Rota FZ200 System
 11. PRODUCTS: Gears
 12. MATERIALS: Steel
 13. NUMBER OF PARTS:
 14. PART FAMILIES:
 15. PRODUCTION RATE:
 16. PART CUBE:
 17. PART SHAPE: Rotational
 18. OPERATION SCHEDULING:
 19. LOT SIZE:
 20. MACHINE SET: (See East German Systems)
 21. MATL. HANDLING:
 22. TOOLING:
 23. FEATURES:
 24. REFERENCES: 37

1. COUNTRY: Poland
 2. COMPANY:
 3. LOCATION:
 4. DIVISION:
 5. SUPPLIER: CBKO (Design & Research Center for Machine Tools)
 6. CLASS: MC
 7. YEAR: 79
 8. FINANCIAL DATA:
 9. COMPUTER:
 10. CONTROLS: TOR-1 System
 11. PRODUCTS: Shafts
 12. MATERIALS: Steel
 13. NUMBER OF PARTS:
 14. PART FAMILIES:
 15. PRODUCTION RATE:
 16. PART CUBE:
 17. PART SHAPE: Rotational
 18. OPERATION SCHEDULING:
 19. LOT SIZE:
 20. MACHINE SET: 3 NT
 21. MATL. HANDLING:
 22. TOOLING:
 23. FEATURES:
 24. REFERENCES: 86

APPENDIX C. FMS IMPLEMENTATION DATA BASE

1. COUNTRY: Poland
 2. COMPANY:
 3. LOCATION:
 4. DIVISION:
 5. SUPPLIER: CBKO (Design & Research Center for Machine Tools)
 6. CLASS: MC
 7. YEAR: 78
 8. FINANCIAL DATA:
 9. COMPUTER:
 10. CONTROLS: TOR-1M System
 11. PRODUCTS: Shafts
 12. MATERIALS: Steel
 13. NUMBER OF PARTS:
 14. PART FAMILIES:
 15. PRODUCTION RATE:
 16. PART CUBE:
 17. PART SHAPE: Rotational
 18. OPERATION SCHEDULING:
 19. LOT SIZE:
 20. MACHINE SET: 2 NT
 21. MATL. HANDLING:
 22. TOOLING:
 23. FEATURES:
 24. REFERENCES: 86

1. COUNTRY: Rumania
 2. COMPANY: Bucharest R & D Institute for Automation
 3. LOCATION: Bucharest
 4. DIVISION:
 5. SUPPLIER: Bucharest R & D Institute
 6. CLASS: FMS
 7. YEAR: 79
 8. FINANCIAL DATA:
 9. COMPUTER: Felix C32 (Rumanian under French license)
 10. CONTROLS: AEC, GE, Cesla, and Sperry
 11. PRODUCTS:
 12. MATERIALS:
 13. NUMBER OF PARTS:
 14. PART FAMILIES:
 15. PRODUCTION RATE:
 16. PART CUBE:
 17. PART SHAPE:
 18. OPERATION SCHEDULING:
 19. LOT SIZE:
 20. MACHINE SET: 7 MT
 21. MATL. HANDLING:
 22. TOOLING:
 23. FEATURES:
 24. REFERENCES: 86

APPENDIX C. FMS IMPLEMENTATION DATA BASE

1. COUNTRY: South Korea
 2. COMPANY: Tongil Company
 3. LOCATION: Kyungnam
 4. DIVISION:
 5. SUPPLIER: Fanuc
 6. CLASS: FMS
 7. YEAR: 85
 8. FINANCIAL DATA:
 9. COMPUTER:
 10. CONTROLS: Fanuc
 11. PRODUCTS: Machine tool and automative parts
 12. MATERIALS: Cast iron
 13. NUMBER OF PARTS: 30
 14. PART FAMILIES:
 15. PRODUCTION RATE: 4,500 parts/year
 16. PART CUBE:
 17. PART SHAPE: Prismatic
 18. OPERATION
 SCHEDULING:
 19. LOT SIZE:
 20. MACHINE SET:
 21. MATL. HANDLING: Roller conveyor
 22. TOOLING:
 23. FEATURES: Probing, self contained coolant
 24. REFERENCES: 14

1. COUNTRY: Sweeden
 2. COMPANY: AB Hydron
 3. LOCATION:
 4. DIVISION:
 5. SUPPLIER:
 6. CLASS: MC
 7. YEAR: 84
 8. FINANCIAL DATA:
 9. COMPUTER:
 10. CONTROLS:
 11. PRODUCTS:
 12. MATERIALS:
 13. NUMBER OF PARTS: 50
 14. PART FAMILIES:
 15. PRODUCTION RATE:
 16. PART CUBE:
 17. PART SHAPE: Rotational
 18. OPERATION
 SCHEDULING:
 19. LOT SIZE: 175 minimum
 20. MACHINE SET: 2 NT, 2 ND, 1 WS, 1 Press
 21. MATL. HANDLING: Robot, conveyor
 22. TOOLING:
 23. FEATURES:
 24. REFERENCES: 69

APPENDIX C. FMS IMPLEMENTATION DATA BASE

1. COUNTRY: Sweeden
 2. COMPANY: ASEA
 3. LOCATION: Ludvika
 4. DIVISION:
 5. SUPPLIER:
 6. CLASS: FMS
 7. YEAR: 84
 8. FINANCIAL DATA:
 9. COMPUTER:
 10. CONTROLS:
 11. PRODUCTS:
 12. MATERIALS:
 13. NUMBER OF PARTS:
 14. PART FAMILIES:
 15. PRODUCTION RATE:
 16. PART CUBE:
 17. PART SHAPE: Prismatic
 18. OPERATION
 SCHEDULING:
 19. LOT SIZE:
 20. MACHINE SET: 6 MC
 21. MATL. HANDLING:
 22. TOOLING:
 23. FEATURES:
 24. REFERENCES: 23

1. COUNTRY: Sweeden
 2. COMPANY: ASEA
 3. LOCATION: Vastarras
 4. DIVISION:
 5. SUPPLIER:
 6. CLASS: FMS
 7. YEAR: 79
 8. FINANCIAL DATA:
 9. COMPUTER:
 10. CONTROLS:
 11. PRODUCTS: Electric motor parts
 12. MATERIALS:
 13. NUMBER OF PARTS: 18
 14. PART FAMILIES: 3
 15. PRODUCTION RATE:
 16. PART CUBE:
 17. PART SHAPE: Rotational
 18. OPERATION
 SCHEDULING: 1 manned shift, 2 unmanned shifts
 19. LOT SIZE: 200 minimum
 20. MACHINE SET: 1 NT, 1 rotary grinder, 2 turret drills
 21. MATL. HANDLING: Conveyor with internal storage, 1 robot
 22. TOOLING:
 23. FEATURES:
 24. REFERENCES: 14, 52

APPENDIX C. FMS IMPLEMENTATION DATA BASE

1. COUNTRY: Sweeden
 2. COMPANY: Alo-Maskiner
 3. LOCATION:
 4. DIVISION:
 5. SUPPLIER:
 6. CLASS: FMS
 7. YEAR: 84
 8. FINANCIAL DATA:
 9. COMPUTER:
 10. CONTROLS:
 11. PRODUCTS:
 12. MATERIALS:
 13. NUMBER OF PARTS:
 14. PART FAMILIES:
 15. PRODUCTION RATE:
 16. PART CUBE:
 17. PART SHAPE:
 18. OPERATION
 SCHEDULING:
 19. LOT SIZE:
 20. MACHINE SET:
 21. MATL. HANDLING:
 22. TOOLING:
 23. FEATURES:
 24. REFERENCES: 14

1. COUNTRY: Sweeden
 2. COMPANY: Atlas-Copco
 3. LOCATION:
 4. DIVISION:
 5. SUPPLIER:
 6. CLASS: FMS
 7. YEAR: 84
 8. FINANCIAL DATA:
 9. COMPUTER:
 10. CONTROLS:
 11. PRODUCTS:
 12. MATERIALS:
 13. NUMBER OF PARTS:
 14. PART FAMILIES:
 15. PRODUCTION RATE:
 16. PART CUBE:
 17. PART SHAPE:
 18. OPERATION
 SCHEDULING:
 19. LOT SIZE:
 20. MACHINE SET:
 21. MATL. HANDLING:
 22. TOOLING:
 23. FEATURES:
 24. REFERENCES: 14

APPENDIX C. FMS IMPLEMENTATION DATA BASE

1. COUNTRY: Sweeden
 2. COMPANY: BT (AB BYGG-och Transport)
 3. LOCATION: Mjolby
 4. DIVISION:
 5. SUPPLIER:
 6. CLASS: FMS
 7. YEAR: 83
 8. FINANCIAL DATA:
 9. COMPUTER: DEC PDP 11
 10. CONTROLS:
 11. PRODUCTS: Materials handling, ASRS, and AGV systems
 12. MATERIALS: Steel
 13. NUMBER OF PARTS:
 14. PART FAMILIES:
 15. PRODUCTION RATE:
 16. PART CUBE:
 17. PART SHAPE: Prismatic
 18. OPERATION SCHEDULING: Pallets enter system following operator request via CRT
 19. LOT SIZE:
 20. MACHINE SET: 20 NC MT's, 23 CNC MT's
 21. MATL. HANDLING: Stacker crane, ASRS
 22. TOOLING:
 23. FEATURES:
 24. REFERENCES: 3, 4, 69

1. COUNTRY: Sweeden
 2. COMPANY: Benzler Production AB
 3. LOCATION: Norrkoping
 4. DIVISION:
 5. SUPPLIER: Sajo, Benzler provided the systems integration
 6. CLASS: FMS
 7. YEAR: 84
 8. FINANCIAL DATA:
 9. COMPUTER:
 10. CONTROLS:
 11. PRODUCTS:
 12. MATERIALS:
 13. NUMBER OF PARTS:
 14. PART FAMILIES:
 15. PRODUCTION RATE:
 16. PART CUBE:
 17. PART SHAPE: Prismatic
 18. OPERATION SCHEDULING:
 19. LOT SIZE:
 20. MACHINE SET: 2 MC, 1 MT, 1 cutting machine
 21. MATL. HANDLING: Benzler AGV
 22. TOOLING:
 23. FEATURES:
 24. REFERENCES: 14, 69

APPENDIX C. FMS IMPLEMENTATION DATA BASE

1. COUNTRY: Sweeden
 2. COMPANY: Bofors
 3. LOCATION:
 4. DIVISION:
 5. SUPPLIER:
 6. CLASS: FMS
 7. YEAR: 84
 8. FINANCIAL DATA:
 9. COMPUTER:
 10. CONTROLS:
 11. PRODUCTS:
 12. MATERIALS:
 13. NUMBER OF PARTS:
 14. PART FAMILIES:
 15. PRODUCTION RATE:
 16. PART CUBE:
 17. PART SHAPE: Prismatic
 18. OPERATION
 SCHEDULING:
 19. LOT SIZE:
 20. MACHINE SET: 4 MC
 21. MATL. HANDLING:
 22. TOOLING:
 23. FEATURES:
 24. REFERENCES: 23

1. COUNTRY: Sweeden
 2. COMPANY: Bygg & Transportekonomi DB BT
 3. LOCATION:
 4. DIVISION:
 5. SUPPLIER: Japanese MC's, West German NV's
 6. CLASS: FMS
 7. YEAR: 78
 8. FINANCIAL DATA:
 9. COMPUTER:
 10. CONTROLS: Saab
 11. PRODUCTS: Material handling systems parts
 12. MATERIALS: Steel
 13. NUMBER OF PARTS:
 14. PART FAMILIES:
 15. PRODUCTION RATE:
 16. PART CUBE:
 17. PART SHAPE: Prismatic
 18. OPERATION
 SCHEDULING:
 19. LOT SIZE:
 20. MACHINE SET: 3 MC, 1 NV
 21. MATL. HANDLING: Roller conveyer, stacker crane
 22. TOOLING:
 23. FEATURES:
 24. REFERENCES: 14

APPENDIX C. FMS IMPLEMENTATION DATA BASE

1. COUNTRY: Sweden
 2. COMPANY: C. E. Johansson Aktiebolag FFV-CEJ
 3. LOCATION:
 4. DIVISION:
 5. SUPPLIER:
 6. CLASS: FMS
 7. YEAR: 84
 8. FINANCIAL DATA:
 9. COMPUTER:
 10. CONTROLS:
 11. PRODUCTS:
 12. MATERIALS:
 13. NUMBER OF PARTS:
 14. PART FAMILIES:
 15. PRODUCTION RATE:
 16. PART CUBE:
 17. PART SHAPE:
 18. OPERATION
 SCHEDULING:
 19. LOT SIZE:
 20. MACHINE SET:
 21. MATL. HANDLING:
 22. TOOLING:
 23. FEATURES:
 24. REFERENCES: 14

1. COUNTRY: Sweden
 2. COMPANY: Electrolux AB
 3. LOCATION:
 4. DIVISION:
 5. SUPPLIER:
 6. CLASS: FMS
 7. YEAR: 84
 8. FINANCIAL DATA:
 9. COMPUTER:
 10. CONTROLS:
 11. PRODUCTS:
 12. MATERIALS:
 13. NUMBER OF PARTS:
 14. PART FAMILIES:
 15. PRODUCTION RATE:
 16. PART CUBE:
 17. PART SHAPE:
 18. OPERATION
 SCHEDULING:
 19. LOT SIZE:
 20. MACHINE SET:
 21. MATL. HANDLING:
 22. TOOLING:
 23. FEATURES:
 24. REFERENCES: 14

APPENDIX C. FMS IMPLEMENTATION DATA BASE

- | | |
|---------------------------|--|
| 1. COUNTRY: | Sweeden |
| 2. COMPANY: | Esab AB |
| 3. LOCATION: | Laxa |
| 4. DIVISION: | |
| 5. SUPPLIER: | |
| 6. CLASS: | FMS |
| 7. YEAR: | 80 |
| 8. FINANCIAL DATA: | |
| 9. COMPUTER: | |
| 10. CONTROLS: | |
| 11. PRODUCTS: | |
| 12. MATERIALS: | |
| 13. NUMBER OF PARTS: | |
| 14. PART FAMILIES: | |
| 15. PRODUCTION RATE: | |
| 16. PART CUBE: | |
| 17. PART SHAPE: | Prismatic and rotational |
| 18. OPERATION SCHEDULING: | |
| 19. LOT SIZE: | |
| 20. MACHINE SET: | 2 MC, 2 NT, 2 NM |
| 21. MATL. HANDLING: | AGV, ASRS |
| 22. TOOLING: | |
| 23. FEATURES: | |
| 24. REFERENCES: | 3, 4, 14 |
| | |
| 1. COUNTRY: | Sweeden |
| 2. COMPANY: | Hiab Foco |
| 3. LOCATION: | Skelleftea |
| 4. DIVISION: | |
| 5. SUPPLIER: | SMT Machine Company |
| 6. CLASS: | MC |
| 7. YEAR: | 81 |
| 8. FINANCIAL DATA: | 45 % cost reduction |
| 9. COMPUTER: | No host |
| 10. CONTROLS: | NC for each machine |
| 11. PRODUCTS: | Cylinder heads, pistons |
| 12. MATERIALS: | Cast iron, steel |
| 13. NUMBER OF PARTS: | |
| 14. PART FAMILIES: | |
| 15. PRODUCTION RATE: | 22 parts/hour |
| 16. PART CUBE: | 45-160 mm |
| 17. PART SHAPE: | Rotational |
| 18. OPERATION SCHEDULING: | |
| 19. LOT SIZE: | 175 minimum |
| 20. MACHINE SET: | 2 NT, 1 ND, 1 WS, 1 CMM, 1 hydraulic press |
| 21. MATL. HANDLING: | Conveyor, Electrolux robots |
| 22. TOOLING: | |
| 23. FEATURES: | Press fit of bearing |
| 24. REFERENCES: | 31 |

APPENDIX C. FMS IMPLEMENTATION DATA BASE

1. COUNTRY: Sweeden
 2. COMPANY: Kochums Mekaniska Verkstads AB
 3. LOCATION:
 4. DIVISION:
 5. SUPPLIER:
 6. CLASS: FMS
 7. YEAR: 84
 8. FINANCIAL DATA:
 9. COMPUTER:
 10. CONTROLS:
 11. PRODUCTS:
 12. MATERIALS:
 13. NUMBER OF PARTS:
 14. PART FAMILIES:
 15. PRODUCTION RATE:
 16. PART CUBE:
 17. PART SHAPE:
 18. OPERATION
 SCHEDULING:
 19. LOT SIZE:
 20. MACHINE SET:
 21. MATL. HANDLING:
 22. TOOLING:
 23. FEATURES:
 24. REFERENCES: 14

1. COUNTRY: Sweeden
 2. COMPANY: Saab-Scania AB
 3. LOCATION: Sodertalje
 4. DIVISION:
 5. SUPPLIER:
 6. CLASS: FMS
 7. YEAR: 82
 8. FINANCIAL DATA: 3 year payback
 9. COMPUTER:
 10. CONTROLS:
 11. PRODUCTS: Gearbox mainshafts
 12. MATERIALS: Steel
 13. NUMBER OF PARTS: 8
 14. PART FAMILIES:
 15. PRODUCTION RATE:
 16. PART CUBE:
 17. PART SHAPE: Rotational
 18. OPERATION
 SCHEDULING:
 19. LOT SIZE: 300-700
 20. MACHINE SET: 1 NT, 2 ND, 2 NG
 21. MATL. HANDLING: Conveyor system
 22. TOOLING:
 23. FEATURES:
 24. REFERENCES: 14, 31

APPENDIX C. FMS IMPLEMENTATION DATA BASE

1. COUNTRY: Sweeden
 2. COMPANY: Samefa
 3. LOCATION:
 4. DIVISION:
 5. SUPPLIER: Niigata
 6. CLASS: FMS
 7. YEAR: 84
 8. FINANCIAL DATA:
 9. COMPUTER:
 10. CONTROLS:
 11. PRODUCTS:
 12. MATERIALS:
 13. NUMBER OF PARTS:
 14. PART FAMILIES:
 15. PRODUCTION RATE:
 16. PART CUBE:
 17. PART SHAPE: Prismatic
 18. OPERATION
 SCHEDULING:
 19. LOT SIZE:
 20. MACHINE SET: 2 MC, 1 MT, 1 cutting machine
 21. MATL. HANDLING: BT AGV
 22. TOOLING:
 23. FEATURES:
 24. REFERENCES: 14

1. COUNTRY: Sweeden
 2. COMPANY: Seco Tools
 3. LOCATION: Arbogo
 4. DIVISION:
 5. SUPPLIER: Saab
 6. CLASS: MC
 7. YEAR: 84
 8. FINANCIAL DATA:
 9. COMPUTER:
 10. CONTROLS:
 11. PRODUCTS: Special tool for external turning
 12. MATERIALS:
 13. NUMBER OF PARTS:
 14. PART FAMILIES:
 15. PRODUCTION RATE:
 16. PART CUBE:
 17. PART SHAPE: Prismatic
 18. OPERATION
 SCHEDULING:
 19. LOT SIZE:
 20. MACHINE SET: 1 MC
 21. MATL. HANDLING: Rotary table, robot for deburring
 22. TOOLING:
 23. FEATURES: Probing
 24. REFERENCES: 14

APPENDIX C. FMS IMPLEMENTATION DATA BASE

1. COUNTRY: Sweeden
 2. COMPANY: Sundsvalle Verkstader
 3. LOCATION: Orebo
 4. DIVISION:
 5. SUPPLIER: Japanese MT's, BT installation
 6. CLASS: FMS
 7. YEAR: 84
 8. FINANCIAL DATA:
 9. COMPUTER:
 10. CONTROLS:
 11. PRODUCTS: Glass making machinery
 12. MATERIALS: Steel, cast iron
 13. NUMBER OF PARTS:
 14. PART FAMILIES:
 15. PRODUCTION RATE:
 16. PART CUBE:
 17. PART SHAPE: Prismatic
 18. OPERATION
 SCHEDULING:
 19. LOT SIZE:
 20. MACHINE SET: 3 MC
 21. MATL. HANDLING:
 22. TOOLING:
 23. FEATURES:
 24. REFERENCES: 14, 69

1. COUNTRY: Sweeden
 2. COMPANY: Volvo
 3. LOCATION: Koping
 4. DIVISION: Heavy Engineering Division
 5. SUPPLIER: Volvo
 6. CLASS: FMS
 7. YEAR: 79
 8. FINANCIAL DATA:
 9. COMPUTER:
 10. CONTROLS:
 11. PRODUCTS: Truck transmission parts
 12. MATERIALS: Cast iron
 13. NUMBER OF PARTS: 22 transmissions
 14. PART FAMILIES:
 15. PRODUCTION RATE:
 16. PART CUBE:
 17. PART SHAPE: Prismatic
 18. OPERATION
 SCHEDULING:
 19. LOT SIZE: Range from 200 to 600
 20. MACHINE SET: 4 MC, 1 NM, 1 multi-headed spindle MT
 21. MATL. HANDLING: Rail guided cart
 22. TOOLING:
 23. FEATURES:
 24. REFERENCES: 14

APPENDIX C. FMS IMPLEMENTATION DATA BASE

1. COUNTRY: Sweeden
 2. COMPANY: Volvo
 3. LOCATION: Skovde
 4. DIVISION: Components Division
 5. SUPPLIER: Japanese Firm
 6. CLASS: FMS
 7. YEAR: 84
 8. FINANCIAL DATA:
 9. COMPUTER:
 10. CONTROLS:
 11. PRODUCTS: Intake Manifold
 12. MATERIALS: Cast iron
 13. NUMBER OF PARTS:
 14. PART FAMILIES:
 15. PRODUCTION RATE:
 16. PART CUBE:
 17. PART SHAPE: Prismatic
 18. OPERATION
 SCHEDULING:
 19. LOT SIZE:
 20. MACHINE SET: 2 SP, 3 MC, 1 ND, drying station
 21. MATL. HANDLING:
 22. TOOLING: 2 head indexers
 23. FEATURES:
 24. REFERENCES: 14

1. COUNTRY: Sweeden
 2. COMPANY: Volvo
 3. LOCATION: Skovde
 4. DIVISION: Components Division
 5. SUPPLIER: Volvo
 6. CLASS: FTL
 7. YEAR: 82
 8. FINANCIAL DATA:
 9. COMPUTER: DEC PDP 11
 10. CONTROLS:
 11. PRODUCTS: Heavy diesel crank shafts
 12. MATERIALS: Steel
 13. NUMBER OF PARTS: 2
 14. PART FAMILIES:
 15. PRODUCTION RATE:
 16. PART CUBE:
 17. PART SHAPE: Rotational
 18. OPERATION
 SCHEDULING:
 19. LOT SIZE: 2,000
 20. MACHINE SET: 3 NT, 2 NM, balancing machine (4 cells)
 21. MATL. HANDLING: 3 AGV's, 3 gantry cranes
 22. TOOLING:
 23. FEATURES:
 24. REFERENCES: 14, 47, 69

APPENDIX C. FMS IMPLEMENTATION DATA BASE

1. COUNTRY: Switzerland
 2. COMPANY: Bobst & Fils SA
 3. LOCATION: Pausanne-Prilly
 4. DIVISION:
 5. SUPPLIER: Forest (French)
 6. CLASS: FMS
 7. YEAR: 84
 8. FINANCIAL DATA:
 9. COMPUTER:
 10. CONTROLS:
 11. PRODUCTS: Printing & packaging machine parts
 12. MATERIALS: Steel
 13. NUMBER OF PARTS:
 14. PART FAMILIES:
 15. PRODUCTION RATE:
 16. PART CUBE:
 17. PART SHAPE: Prismatic
 18. OPERATION SCHEDULING:
 19. LOT SIZE:
 20. MACHINE SET: 5 MT
 21. MATL. HANDLING:
 22. TOOLING:
 23. FEATURES:
 24. REFERENCES: 14

1. COUNTRY: Switzerland
 2. COMPANY: Brown Boveri
 3. LOCATION: Scharmann
 4. DIVISION:
 5. SUPPLIER:
 6. CLASS: FMS
 7. YEAR: 85
 8. FINANCIAL DATA:
 9. COMPUTER: DEC PDP 11/44
 10. CONTROLS: Sinumeric 8MC
 11. PRODUCTS: Turbocharger parts
 12. MATERIALS: Cast iron, aluminum
 13. NUMBER OF PARTS: 100
 14. PART FAMILIES: 5
 15. PRODUCTION RATE:
 16. PART CUBE: 1 x 1 x 1.2 m
 17. PART SHAPE: Prismatic
 18. OPERATION SCHEDULING: 3 shift operation, 1 man crew
 19. LOT SIZE:
 20. MACHINE SET: 2 MC, 1 WS
 21. MATL. HANDLING: 2 AGV
 22. TOOLING: ATC with capacity of 80
 23. FEATURES:
 24. REFERENCES: 14, 79

APPENDIX C. FMS IMPLEMENTATION DATA BASE

1. COUNTRY: Switzerland
 2. COMPANY: Sulzer Brothers
 3. LOCATION: Zuchwil
 4. DIVISION:
 5. SUPPLIER: Fischer, Burkhardt & Weber
 6. CLASS: FMS
 7. YEAR: 84
 8. FINANCIAL DATA:
 9. COMPUTER:
 10. CONTROLS:
 11. PRODUCTS: High speed weaving machine parts
 12. MATERIALS: Steel
 13. NUMBER OF PARTS:
 14. PART FAMILIES:
 15. PRODUCTION RATE:
 16. PART CUBE:
 17. PART SHAPE: Prismatic
 18. OPERATION
 SCHEDULING:
 19. LOT SIZE:
 20. MACHINE SET: 12 MC
 21. MATL. HANDLING:
 22. TOOLING:
 23. FEATURES:
 24. REFERENCES: 14, 69

1. COUNTRY: Taiwan
 2. COMPANY: Lian Feng Machine
 3. LOCATION: Feng Yuan
 4. DIVISION:
 5. SUPPLIER:
 6. CLASS: FMS
 7. YEAR: 85
 8. FINANCIAL DATA:
 9. COMPUTER:
 10. CONTROLS: Fanuc
 11. PRODUCTS: Machine tool parts
 12. MATERIALS: Steel, cast iron
 13. NUMBER OF PARTS:
 14. PART FAMILIES:
 15. PRODUCTION RATE:
 16. PART CUBE:
 17. PART SHAPE: Prismatic
 18. OPERATION
 SCHEDULING:
 19. LOT SIZE:
 20. MACHINE SET: 2 MC
 21. MATL. HANDLING: Rail guided cart
 22. TOOLING:
 23. FEATURES:
 24. REFERENCES: 14

APPENDIX C. FMS IMPLEMENTATION DATA BASE

1. COUNTRY: Taiwan
 2. COMPANY: Mechanical Industries Research Laboratory
 3. LOCATION:
 4. DIVISION:
 5. SUPPLIER: Mechanical Industries Research Laboratory
 6. CLASS: FMS
 7. YEAR: 84
 8. FINANCIAL DATA:
 9. COMPUTER:
 10. CONTROLS: Allen Bradley
 11. PRODUCTS:
 12. MATERIALS:
 13. NUMBER OF PARTS:
 14. PART FAMILIES:
 15. PRODUCTION RATE:
 16. PART CUBE:
 17. PART SHAPE: Prismatic
 18. OPERATION
 SCHEDULING:
 19. LOT SIZE:
 20. MACHINE SET: 2 NHM
 21. MATL. HANDLING: AGV
 22. TOOLING:
 23. FEATURES: Probing, automated inspection, part washing
 24. REFERENCES: 14

1. COUNTRY: Taiwan
 2. COMPANY: ORC Speicer
 3. LOCATION:
 4. DIVISION:
 5. SUPPLIER: Speicer
 6. CLASS: FMS
 7. YEAR: 83
 8. FINANCIAL DATA:
 9. COMPUTER:
 10. CONTROLS:
 11. PRODUCTS:
 12. MATERIALS:
 13. NUMBER OF PARTS:
 14. PART FAMILIES:
 15. PRODUCTION RATE:
 16. PART CUBE:
 17. PART SHAPE: Prismatic
 18. OPERATION
 SCHEDULING:
 19. LOT SIZE:
 20. MACHINE SET: 2 MC
 21. MATL. HANDLING: 2 carriers
 22. TOOLING:
 23. FEATURES: Probing
 24. REFERENCES: 14

APPENDIX C. FMS IMPLEMENTATION DATA BASE

1. COUNTRY: Taiwan
 2. COMPANY: Taichung Precision Machinery
 3. LOCATION:
 4. DIVISION:
 5. SUPPLIER:
 6. CLASS: FMS
 7. YEAR: 87
 8. FINANCIAL DATA:
 9. COMPUTER:
 10. CONTROLS:
 11. PRODUCTS: Machine tool parts
 12. MATERIALS: Steel, cast iron
 13. NUMBER OF PARTS:
 14. PART FAMILIES:
 15. PRODUCTION RATE:
 16. PART CUBE:
 17. PART SHAPE: Prismatic and rotational
 18. OPERATION
 SCHEDULING:
 19. LOT SIZE:
 20. MACHINE SET: 4 NT, 2 NVM, 1 NHM
 21. MATL. HANDLING: 1 robot, conveyor
 22. TOOLING:
 23. FEATURES:
 24. REFERENCES: 14

1. COUNTRY: UK
 2. COMPANY: Anderson Strathclyde PLC
 3. LOCATION: Motherwell, Scotland
 4. DIVISION:
 5. SUPPLIER: Giddings & Lewis, Fraser
 6. CLASS: FMS
 7. YEAR: 83
 8. FINANCIAL DATA:
 9. COMPUTER:
 10. CONTROLS:
 11. PRODUCTS: Coal cutters
 12. MATERIALS: Steel castings
 13. NUMBER OF PARTS: 14
 14. PART FAMILIES:
 15. PRODUCTION RATE:
 16. PART CUBE: 4 x 6 ft pallet
 17. PART SHAPE: Prismatic
 18. OPERATION
 SCHEDULING:
 19. LOT SIZE:
 20. MACHINE SET: 6 MC
 21. MATL. HANDLING: AGV
 22. TOOLING: ATC with capacity of 100
 23. FEATURES:
 24. REFERENCES: 14, 58, 60

APPENDIX C. FMS IMPLEMENTATION DATA BASE

1. COUNTRY: UK
 2. COMPANY: Babcock Bristol
 3. LOCATION: Croydon
 4. DIVISION:
 5. SUPPLIER: Yamazaki
 6. CLASS: FMS
 7. YEAR: 83
 8. FINANCIAL DATA:
 9. COMPUTER:
 10. CONTROLS:
 11. PRODUCTS: Signature transmitter parts
 12. MATERIALS:
 13. NUMBER OF PARTS: 100
 14. PART FAMILIES:
 15. PRODUCTION RATE:
 16. PART CUBE:
 17. PART SHAPE: Rotational
 18. OPERATION
 SCHEDULING:
 19. LOT SIZE:
 20. MACHINE SET: 1 NV, 1 MC
 21. MATL. HANDLING: Robot, conveyer, carousel
 22. TOOLING:
 23. FEATURES:
 24. REFERENCES: 14, 58

1. COUNTRY: UK
 2. COMPANY: Black & Decker
 3. LOCATION: Spennymoor, County Durham
 4. DIVISION:
 5. SUPPLIER: Fairey Automation
 6. CLASS: FMS
 7. YEAR: 84
 8. FINANCIAL DATA:
 9. COMPUTER:
 10. CONTROLS:
 11. PRODUCTS:
 12. MATERIALS:
 13. NUMBER OF PARTS:
 14. PART FAMILIES:
 15. PRODUCTION RATE:
 16. PART CUBE:
 17. PART SHAPE:
 18. OPERATION
 SCHEDULING:
 19. LOT SIZE:
 20. MACHINE SET:
 21. MATL. HANDLING:
 22. TOOLING:
 23. FEATURES:
 24. REFERENCES: 14

APPENDIX C. FMS IMPLEMENTATION DATA BASE

1. COUNTRY: UK
 2. COMPANY: British United Shoe Company
 3. LOCATION: Leicester
 4. DIVISION:
 5. SUPPLIER: KTM
 6. CLASS: FMS
 7. YEAR: 86
 8. FINANCIAL DATA:
 9. COMPUTER:
 10. CONTROLS: Siemens
 11. PRODUCTS: Shoe machinery parts
 12. MATERIALS: Steel, cast iron
 13. NUMBER OF PARTS: 4-5,000
 14. PART FAMILIES:
 15. PRODUCTION RATE:
 16. PART CUBE:
 17. PART SHAPE: Prismatic
 18. OPERATION
 SCHEDULING:
 19. LOT SIZE:
 20. MACHINE SET: 4 MC
 21. MATL. HANDLING: Rail guided cart
 22. TOOLING:
 23. FEATURES: Automated inspection
 24. REFERENCES: 14, 58

1. COUNTRY: UK
 2. COMPANY: Caterpillar
 3. LOCATION: Glasgow
 4. DIVISION:
 5. SUPPLIER: Scharmann
 6. CLASS: FMS
 7. YEAR: 84
 8. FINANCIAL DATA:
 9. COMPUTER:
 10. CONTROLS:
 11. PRODUCTS: Tractor gearbox parts
 12. MATERIALS: Cast iron
 13. NUMBER OF PARTS: 9
 14. PART FAMILIES:
 15. PRODUCTION RATE:
 16. PART CUBE:
 17. PART SHAPE: Prismatic
 18. OPERATION
 SCHEDULING:
 19. LOT SIZE:
 20. MACHINE SET: 4 MC
 21. MATL. HANDLING: Rail guided cart
 22. TOOLING:
 23. FEATURES:
 24. REFERENCES: 14

APPENDIX C. FMS IMPLEMENTATION DATA BASE

1. COUNTRY: UK
 2. COMPANY: Caterpillar
 3. LOCATION: Glasgow
 4. DIVISION:
 5. SUPPLIER: Scharmann
 6. CLASS: FMS
 7. YEAR: 83
 8. FINANCIAL DATA:
 9. COMPUTER:
 10. CONTROLS:
 11. PRODUCTS: Large tractor parts
 12. MATERIALS: Steel, cast iron
 13. NUMBER OF PARTS: 8
 14. PART FAMILIES:
 15. PRODUCTION RATE:
 16. PART CUBE:
 17. PART SHAPE: Prismatic
 18. OPERATION
 SCHEDULING:
 19. LOT SIZE:
 20. MACHINE SET: 2 MC
 21. MATL. HANDLING:
 22. TOOLING:
 23. FEATURES:
 24. REFERENCES: 14, 58

1. COUNTRY: UK
 2. COMPANY: Caterpillar
 3. LOCATION: Glasgow
 4. DIVISION:
 5. SUPPLIER: Comau
 6. CLASS: FMS
 7. YEAR: 85
 8. FINANCIAL DATA:
 9. COMPUTER:
 10. CONTROLS:
 11. PRODUCTS: Tractor track parts
 12. MATERIALS: Steel
 13. NUMBER OF PARTS:
 14. PART FAMILIES:
 15. PRODUCTION RATE:
 16. PART CUBE:
 17. PART SHAPE: Prismatic
 18. OPERATION
 SCHEDULING:
 19. LOT SIZE:
 20. MACHINE SET: 2 specially designed MT's
 21. MATL. HANDLING: Robot, cart with towline
 22. TOOLING:
 23. FEATURES: Automated inspection
 24. REFERENCES: 14

APPENDIX C. FMS IMPLEMENTATION DATA BASE

1. COUNTRY: UK
 2. COMPANY: Cessna
 3. LOCATION: Glenrothes, Scotland
 4. DIVISION: Fluid Power
 5. SUPPLIER: Olivetti
 6. CLASS: FMS
 7. YEAR: 84
 8. FINANCIAL DATA:
 9. COMPUTER:
 10. CONTROLS:
 11. PRODUCTS: Pump gear housing
 12. MATERIALS:
 13. NUMBER OF PARTS: 18
 14. PART FAMILIES:
 15. PRODUCTION RATE:
 16. PART CUBE:
 17. PART SHAPE: Prismatic
 18. OPERATION
 SCHEDULING:
 19. LOT SIZE:
 20. MACHINE SET: 3 MC
 21. MATL. HANDLING: 2 robots
 22. TOOLING:
 23. FEATURES: Automated inspection
 24. REFERENCES: 14, 58

1. COUNTRY: UK
 2. COMPANY: Cincinnati Milicron
 3. LOCATION: Birmingham
 4. DIVISION:
 5. SUPPLIER: Cincinnati Milicron
 6. CLASS: FMS
 7. YEAR: 84
 8. FINANCIAL DATA:
 9. COMPUTER:
 10. CONTROLS:
 11. PRODUCTS: Machine tool parts
 12. MATERIALS: Steel, cast iron
 13. NUMBER OF PARTS: 13
 14. PART FAMILIES:
 15. PRODUCTION RATE:
 16. PART CUBE:
 17. PART SHAPE:
 18. OPERATION
 SCHEDULING:
 19. LOT SIZE:
 20. MACHINE SET:
 21. MATL. HANDLING: AGV
 22. TOOLING:
 23. FEATURES: Probing, adaptive control, part washing
 24. REFERENCES: 14

APPENDIX C. FMS IMPLEMENTATION DATA BASE

1. COUNTRY: UK
 2. COMPANY: Colechester Lathe
 3. LOCATION: Colechester
 4. DIVISION: 600 Group
 5. SUPPLIER: Scamp Systems Limited
 6. CLASS: FMS
 7. YEAR: 83
 8. FINANCIAL DATA: Leadtime reduced from 3 months to 3 days
 9. COMPUTER: Dual DEC PDP 11/60's
 10. CONTROLS: 5000E
 11. PRODUCTS: Shafts, discs, and gears for machine tools
 12. MATERIALS: Steel
 13. NUMBER OF PARTS: 46
 14. PART FAMILIES: 3
 15. PRODUCTION RATE:
 16. PART CUBE: 220 mm round x 420 mm long
 17. PART SHAPE: Rotational
 18. OPERATION SCHEDULING: Computer assisted scheduling
 19. LOT SIZE: 25-100
 20. MACHINE SET: 4 NT, 3 NG, 1 NGR, 1 SP
 21. MATL. HANDLING: 8 Fanuc robots, roller conveyer
 22. TOOLING:
 23. FEATURES: Automated inspection
 24. REFERENCES: 14, 57, 68, 69

1. COUNTRY: UK
 2. COMPANY: Deep Sea Seals
 3. LOCATION: Havant
 4. DIVISION:
 5. SUPPLIER: TI Matrix
 6. CLASS: MC
 7. YEAR: 84
 8. FINANCIAL DATA: 60 % reduction in machining time
 9. COMPUTER: DEC PDP 11/23
 10. CONTROLS: Fanuc 6MB, Fanuc 6T
 11. PRODUCTS: Ship propeller shaft seals
 12. MATERIALS: Gunmetal bronze
 13. NUMBER OF PARTS: Custom designs
 14. PART FAMILIES: 20
 15. PRODUCTION RATE:
 16. PART CUBE: 1.5 m round
 17. PART SHAPE: Rotational
 18. OPERATION SCHEDULING: 16 hours per day
 19. LOT SIZE:
 20. MACHINE SET: 1 NVM (Matrix V50LR), 1 NV (Web. & Ben.)
 21. MATL. HANDLING: AGV - Babcock FATA
 22. TOOLING: ATC for NVM with 30 tool magazine
 23. FEATURES:
 24. REFERENCES: 85

APPENDIX C. FMS IMPLEMENTATION DATA BASE

1. COUNTRY: UK
 2. COMPANY: Dowty Mining Equipment
 3. LOCATION: Tewkesbury
 4. DIVISION:
 5. SUPPLIER: K & T
 6. CLASS: FMS
 7. YEAR: 83
 8. FINANCIAL DATA:
 9. COMPUTER: DEC
 10. CONTROLS: Gemini
 11. PRODUCTS: Hydraulic valve manifolds
 12. MATERIALS: Cast iron
 13. NUMBER OF PARTS:
 14. PART FAMILIES: 30
 15. PRODUCTION RATE:
 16. PART CUBE:
 17. PART SHAPE: Prismatic
 18. OPERATION
 SCHEDULING:
 19. LOT SIZE:
 20. MACHINE SET: 4 MC
 21. MATL. HANDLING: AGV
 22. TOOLING:
 23. FEATURES: Automatic inspection, probing, and adaptive control
 24. REFERENCES: 14, 58

1. COUNTRY: UK
 2. COMPANY: Ford Motor Company
 3. LOCATION: Halewood
 4. DIVISION:
 5. SUPPLIER:
 6. CLASS: FMS
 7. YEAR: 85
 8. FINANCIAL DATA:
 9. COMPUTER:
 10. CONTROLS:
 11. PRODUCTS: Cluster gear for automobile transportation
 12. MATERIALS: Steel
 13. NUMBER OF PARTS: 9
 14. PART FAMILIES:
 15. PRODUCTION RATE:
 16. PART CUBE:
 17. PART SHAPE: Rotational
 18. OPERATION
 SCHEDULING:
 19. LOT SIZE:
 20. MACHINE SET: 9 NT, 2 ND
 21. MATL. HANDLING: AGV
 22. TOOLING:
 23. FEATURES:
 24. REFERENCES: 14, 58

APPENDIX C. FMS IMPLEMENTATION DATA BASE

1. COUNTRY: UK
 2. COMPANY: J. C. Bamford
 3. LOCATION:
 4. DIVISION:
 5. SUPPLIER: Scharmann
 6. CLASS: FMS
 7. YEAR: 84
 8. FINANCIAL DATA:
 9. COMPUTER:
 10. CONTROLS:
 11. PRODUCTS:
 12. MATERIALS:
 13. NUMBER OF PARTS:
 14. PART FAMILIES:
 15. PRODUCTION RATE:
 16. PART CUBE:
 17. PART SHAPE:
 18. OPERATION
 SCHEDULING:
 19. LOT SIZE:
 20. MACHINE SET:
 21. MATL. HANDLING:
 22. TOOLING:
 23. FEATURES:
 24. REFERENCES: 14

1. COUNTRY: UK
 2. COMPANY: L. Gardner & Sons
 3. LOCATION: Barton Hall
 4. DIVISION: Engine Works
 5. SUPPLIER: KTM
 6. CLASS: FMS
 7. YEAR: 82
 8. FINANCIAL DATA:
 9. COMPUTER:
 10. CONTROLS:
 11. PRODUCTS: Diesel engine blocks
 12. MATERIALS: Cast iron
 13. NUMBER OF PARTS: 4
 14. PART FAMILIES: 1
 15. PRODUCTION RATE: 3parts/hour
 16. PART CUBE:
 17. PART SHAPE: Prismatic
 18. OPERATION
 SCHEDULING:
 19. LOT SIZE:
 20. MACHINE SET:
 21. MATL. HANDLING:
 22. TOOLING:
 23. FEATURES:
 24. REFERENCES: 14, 16

APPENDIX C. FMS IMPLEMENTATION DATA BASE

1. COUNTRY: UK
 2. COMPANY: Leyland Bus
 3. LOCATION: Farington
 4. DIVISION:
 5. SUPPLIER: KTM
 6. CLASS: FMS
 7. YEAR: 82
 8. FINANCIAL DATA:
 9. COMPUTER: DEC PDP 11/24
 10. CONTROLS:
 11. PRODUCTS: Hydraulic transmissions
 12. MATERIALS: Aluminum
 13. NUMBER OF PARTS: 28
 14. PART FAMILIES: 2
 15. PRODUCTION RATE:
 16. PART CUBE:
 17. PART SHAPE: Prismatic
 18. OPERATION
 SCHEDULING:
 19. LOT SIZE:
 20. MACHINE SET: 3 NHM (KTM)
 21. MATL. HANDLING:
 22. TOOLING:
 23. FEATURES:
 24. REFERENCES: 14, 63

1. COUNTRY: UK
 2. COMPANY: Lucas Electrical
 3. LOCATION: Telford
 4. DIVISION:
 5. SUPPLIER: KT
 6. CLASS: FMS
 7. YEAR: 84
 8. FINANCIAL DATA:
 9. COMPUTER: DEC
 10. CONTROLS: Gemini
 11. PRODUCTS: Automotive electrical parts
 12. MATERIALS:
 13. NUMBER OF PARTS: 130
 14. PART FAMILIES:
 15. PRODUCTION RATE: 130,000 parts/year
 16. PART CUBE:
 17. PART SHAPE: Prismatic
 18. OPERATION
 SCHEDULING:
 19. LOT SIZE:
 20. MACHINE SET: 7 MC
 21. MATL. HANDLING: Rail guided cart
 22. TOOLING:
 23. FEATURES: Probing, adaptive control
 24. REFERENCES: 14, 75

APPENDIX C. FMS IMPLEMENTATION DATA BASE

1. COUNTRY: UK
 2. COMPANY: Normalair Garret
 3. LOCATION:
 4. DIVISION:
 5. SUPPLIER: KTM
 6. CLASS: FMS
 7. YEAR: 81
 8. FINANCIAL DATA:
 9. COMPUTER:
 10. CONTROLS:
 11. PRODUCTS: Aircraft components
 12. MATERIALS: Aluminum
 13. NUMBER OF PARTS:
 14. PART FAMILIES:
 15. PRODUCTION RATE:
 16. PART CUBE:
 17. PART SHAPE: Prismatic
 18. OPERATION SCHEDULING:
 19. LOT SIZE:
 20. MACHINE SET: 2 MC
 21. MATL. HANDLING:
 22. TOOLING:
 23. FEATURES:
 24. REFERENCES: 14, 16, 86

1. COUNTRY: UK
 2. COMPANY: Rolls Royce
 3. LOCATION: Derby
 4. DIVISION:
 5. SUPPLIER:
 6. CLASS: FMS
 7. YEAR: 85
 8. FINANCIAL DATA:
 9. COMPUTER:
 10. CONTROLS:
 11. PRODUCTS: Jet engine parts
 12. MATERIALS: Nickle alloys, stainless steels
 13. NUMBER OF PARTS:
 14. PART FAMILIES:
 15. PRODUCTION RATE:
 16. PART CUBE:
 17. PART SHAPE: Prismatic
 18. OPERATION SCHEDULING:
 19. LOT SIZE:
 20. MACHINE SET:
 21. MATL. HANDLING:
 22. TOOLING:
 23. FEATURES:
 24. REFERENCES: 49

APPENDIX C. FMS IMPLEMENTATION DATA BASE

1. COUNTRY: USA
 2. COMPANY: Allis Chalmers
 3. LOCATION: Milwaukee, WI
 4. DIVISION:
 5. SUPPLIER: KT
 6. CLASS: FMS
 7. YEAR: 71
 8. FINANCIAL DATA:
 9. COMPUTER:
 10. CONTROLS: Inter Data, Bendix
 11. PRODUCTS: Tractor parts
 12. MATERIALS: Cast iron
 13. NUMBER OF PARTS: 48
 14. PART FAMILIES:
 15. PRODUCTION RATE: 23,600
 16. PART CUBE: 3 ft
 17. PART SHAPE: Prismatic
 18. OPERATION SCHEDULING: Computer dynamically assigns work stations, product mix changed significantly during implementation, crew of 9
 19. LOT SIZE:
 20. MACHINE SET: 5 MC, 1 NM
 21. MATL. HANDLING: 23 carts with towline, complex network
 22. TOOLING: 4 duplex multi-spindle head indexers, 864 tools, 73 heads
 23. FEATURES:
 24. REFERENCES: 18, 38, 52, 61

1. COUNTRY: USA
 2. COMPANY: Allison-Detroit Diesel
 3. LOCATION: Hamtrack, MI
 4. DIVISION:
 5. SUPPLIER: White Sunstrand
 6. CLASS: FMS
 7. YEAR: 83
 8. FINANCIAL DATA:
 9. COMPUTER: DEC
 10. CONTROLS: Omni
 11. PRODUCTS: Large transmission housings
 12. MATERIALS: Cast iron
 13. NUMBER OF PARTS: 40
 14. PART FAMILIES:
 15. PRODUCTION RATE:
 16. PART CUBE:
 17. PART SHAPE: Prismatic
 18. OPERATION SCHEDULING:
 19. LOT SIZE:
 20. MACHINE SET: 8 MC
 21. MATL. HANDLING: Cart with towline
 22. TOOLING:
 23. FEATURES: Probing
 24. REFERENCES: 14, 22

APPENDIX C. FMS IMPLEMENTATION DATA BASE

1. COUNTRY: USA
 2. COMPANY: Avco Lycoming
 3. LOCATION: Stratford, Conn
 4. DIVISION: Lycoming
 5. SUPPLIER: KT
 6. CLASS: FMS
 7. YEAR: 81
 8. FINANCIAL DATA:
 9. COMPUTER: 2 Interdata 8/16E
 10. CONTROLS: Allen Bradley 7320's
 11. PRODUCTS: XM-1 Tank engine parts
 12. MATERIALS: Stainless steel castings
 13. NUMBER OF PARTS:
 14. PART FAMILIES:
 15. PRODUCTION RATE:
 16. PART CUBE:
 17. PART SHAPE: Prismatic
 18. OPERATION SCHEDULING: 2 shifts, 3 shifts planned in late 85
 19. LOT SIZE:
 20. MACHINE SET: 7 MC, 3 NV, 4 more MC's planned
 21. MATL. HANDLING: Cart with towline
 22. TOOLING: ATC with 70 tool magazines, 1,000 + tools in system
 23. FEATURES: Probing
 24. REFERENCES: 14, 46, 49

1. COUNTRY: USA
 2. COMPANY: Avco Lycoming
 3. LOCATION: Williamsport, PA
 4. DIVISION: Lycoming
 5. SUPPLIER: KT
 6. CLASS: FMS
 7. YEAR: 76
 8. FINANCIAL DATA: 9 MC's replaced 67 MT's
 9. COMPUTER: 2 Microdata Model 70's
 10. CONTROLS:
 11. PRODUCTS: Aircraft engine crank cases
 12. MATERIALS: Aluminum
 13. NUMBER OF PARTS: 6
 14. PART FAMILIES: 2
 15. PRODUCTION RATE: 2,000 parts/month
 16. PART CUBE: 4 ft square pallet
 17. PART SHAPE: Prismatic
 18. OPERATION SCHEDULING: Computer dynamically assigns work stations, each operation has alternates, crew of 9
 19. LOT SIZE:
 20. MACHINE SET: 9 MC
 21. MATL. HANDLING: Cart with towline, simple loop with short spurs
 22. TOOLING: 2 simplex & 1 duplex multispindle head changers
 23. FEATURES: Probing
 24. REFERENCES: 14, 38, 52, 61, 17, 43, 45

APPENDIX C. FMS IMPLEMENTATION DATA BASE

1. COUNTRY: USA
 2. COMPANY: Boeing Aerospace
 3. LOCATION: Kent, WA
 4. DIVISION:
 5. SUPPLIER: White Sunstrand
 6. CLASS: FMS
 7. YEAR: 84
 8. FINANCIAL DATA: 61 % reduction in machine hours
 9. COMPUTER: DEC PDP 11/44
 10. CONTROLS: Omni Microswinc M23
 11. PRODUCTS: Housings, covers, fittings, and links for airframes
 12. MATERIALS: Aluminum (6061-T6), stainless steel 15-5ph, 13-8mo
 13. NUMBER OF PARTS: 15
 14. PART FAMILIES:
 15. PRODUCTION RATE: 6,000 parts/year
 16. PART CUBE: 30 x 20 x 22 in
 17. PART SHAPE: Prismatic
 18. OPERATION Crew of 1
 SCHEDULING:
 19. LOT SIZE:
 20. MACHINE SET: 3 MC, 1 WS
 21. MATL. HANDLING: 195 ft roller conveyor with 5 pallet transfer units
 22. TOOLING: ATC with capacity of 48
 23. FEATURES:
 24. REFERENCES: 14, 59

1. COUNTRY: USA
 2. COMPANY: Boeing Aerospace
 3. LOCATION: Seattle, WA
 4. DIVISION:
 5. SUPPLIER: Shin Nippon Koki
 6. CLASS: FMS
 7. YEAR: 85
 8. FINANCIAL DATA:
 9. COMPUTER: DEC
 10. CONTROLS:
 11. PRODUCTS: Airframe parts
 12. MATERIALS: Aluminum (6061-T6), stainless steel 15-5ph, 13-8mo
 13. NUMBER OF PARTS:
 14. PART FAMILIES:
 15. PRODUCTION RATE:
 16. PART CUBE:
 17. PART SHAPE: Prismatic
 18. OPERATION
 SCHEDULING:
 19. LOT SIZE:
 20. MACHINE SET: 5 MC
 21. MATL. HANDLING: AGV, ASRS
 22. TOOLING:
 23. FEATURES:
 24. REFERENCES: 14

APPENDIX C. FMS IMPLEMENTATION DATA BASE

1. COUNTRY: USA
 2. COMPANY: Borg-Warner
 3. LOCATION: York, PA
 4. DIVISION:
 5. SUPPLIER: Comau
 6. CLASS: FMS
 7. YEAR: 84
 8. FINANCIAL DATA: Replaced 14 MT's
 9. COMPUTER: Dual DEC PDP 11/44's
 10. CONTROLS: Allan Bradley
 11. PRODUCTS: Air conditioner compressor parts
 12. MATERIALS:
 13. NUMBER OF PARTS: 85
 14. PART FAMILIES: 7
 15. PRODUCTION RATE: 38,500 parts/year
 16. PART CUBE: 1300 mm
 17. PART SHAPE: Prismatic
 18. OPERATION SCHEDULING: Random sequencing possible
 19. LOT SIZE:
 20. MACHINE SET: 4 MC, 1 NV
 21. MATL. HANDLING: Roller conveyor, ASRS, stacker crane
 22. TOOLING: ATC 2 tool magazines with 70 tools, 572 tools in system
 23. FEATURES: Robotic wash station, adaptive control
 24. REFERENCES: 14, 70, 71, 75

1. COUNTRY: USA
 2. COMPANY: Caterpillar
 3. LOCATION: Aurora, IL
 4. DIVISION:
 5. SUPPLIER: Giddings & Lewis
 6. CLASS: FMS
 7. YEAR: 79
 8. FINANCIAL DATA: Labor reduction from 18.7 to 6.4 hours per piece
 9. COMPUTER:
 10. CONTROLS:
 11. PRODUCTS: 3 tractor loader frames
 12. MATERIALS: Steel
 13. NUMBER OF PARTS: 3
 14. PART FAMILIES: 1
 15. PRODUCTION RATE:
 16. PART CUBE:
 17. PART SHAPE: Prismatic
 18. OPERATION SCHEDULING:
 19. LOT SIZE:
 20. MACHINE SET: 2 NM, 4 ND
 21. MATL. HANDLING: Cart with towline
 22. TOOLING: Head indexer
 23. FEATURES: Automated inspection
 24. REFERENCES: 14

APPENDIX C. FMS IMPLEMENTATION DATA BASE

1. COUNTRY: USA
 2. COMPANY: Caterpillar
 3. LOCATION: Aurora, IL
 4. DIVISION:
 5. SUPPLIER: Cincinnati Milicron
 6. CLASS: FMS
 7. YEAR: 86
 8. FINANCIAL DATA:
 9. COMPUTER:
 10. CONTROLS: Milicron
 11. PRODUCTS: Excavator sticks & booms
 12. MATERIALS: Steel
 13. NUMBER OF PARTS:
 14. PART FAMILIES:
 15. PRODUCTION RATE:
 16. PART CUBE:
 17. PART SHAPE: Prismatic
 18. OPERATION
 SCHEDULING:
 19. LOT SIZE:
 20. MACHINE SET: 2 MC
 21. MATL. HANDLING:
 22. TOOLING:
 23. FEATURES: Automated inspection, probing, and adaptive control
 24. REFERENCES: 14

1. COUNTRY: USA
 2. COMPANY: Caterpillar
 3. LOCATION: Davenport, IO
 4. DIVISION:
 5. SUPPLIER: Cincinnati Milicron
 6. CLASS: FMS
 7. YEAR: 85
 8. FINANCIAL DATA:
 9. COMPUTER:
 10. CONTROLS: Milicron
 11. PRODUCTS: Tracked loader frames
 12. MATERIALS: Steel
 13. NUMBER OF PARTS:
 14. PART FAMILIES:
 15. PRODUCTION RATE:
 16. PART CUBE:
 17. PART SHAPE: Prismatic
 18. OPERATION
 SCHEDULING: 100 machining steps
 19. LOT SIZE:
 20. MACHINE SET: 3 MC, 1 NB
 21. MATL. HANDLING:
 22. TOOLING: Head indexer
 23. FEATURES: Adaptive control, part washing
 24. REFERENCES: 14

APPENDIX C. FMS IMPLEMENTATION DATA BASE

1. COUNTRY: USA
 2. COMPANY: Caterpillar
 3. LOCATION: Decatur, IL
 4. DIVISION:
 5. SUPPLIER: Dearborn
 6. CLASS: FMS
 7. YEAR: 84
 8. FINANCIAL DATA:
 9. COMPUTER:
 10. CONTROLS: Allen Bradley
 11. PRODUCTS: Truck axle banjo housings
 12. MATERIALS: Cast iron
 13. NUMBER OF PARTS:
 14. PART FAMILIES:
 15. PRODUCTION RATE:
 16. PART CUBE:
 17. PART SHAPE: Prismatic
 18. OPERATION
 SCHEDULING:
 19. LOT SIZE:
 20. MACHINE SET: 3 NB, 5 MC, 1 ND, 1 NM
 21. MATL. HANDLING:
 22. TOOLING:
 23. FEATURES:
 24. REFERENCES: 14

1. COUNTRY: USA
 2. COMPANY: Caterpillar
 3. LOCATION: East Peoria, IL
 4. DIVISION:
 5. SUPPLIER: White Sunstrand
 6. CLASS: FTL
 7. YEAR: 74
 8. FINANCIAL DATA: Labor reduced from 13 to 7, machine utilization doubled
 9. COMPUTER:
 10. CONTROLS: Omnicontrol DNC
 11. PRODUCTS: Case & cover for tractor transmissions
 12. MATERIALS: Cast iron
 13. NUMBER OF PARTS: 6
 14. PART FAMILIES:
 15. PRODUCTION RATE: 1,200 parts/year
 16. PART CUBE: 3 ft
 17. PART SHAPE: Prismatic
 18. OPERATION
 SCHEDULING: Fixed sequence, worked to monthly master schedule,
 crew of 7
 19. LOT SIZE:
 20. MACHINE SET: 5 MC, 2 NV, 1 CMM, 3 ND
 21. MATL. HANDLING: 2 rail guided carts
 22. TOOLING: 350 tools in system
 23. FEATURES:
 24. REFERENCES: 18, 38, 52, 61, 84

APPENDIX C. FMS IMPLEMENTATION DATA BASE

1. COUNTRY: USA
 2. COMPANY: Caterpillar
 3. LOCATION: East Peoria, IL
 4. DIVISION:
 5. SUPPLIER: White Sunstrand
 6. CLASS: FMS
 7. YEAR: 83
 8. FINANCIAL DATA:
 9. COMPUTER:
 10. CONTROLS: Omnicontrol DNC
 11. PRODUCTS: Transmission cases & covers
 12. MATERIALS: Cast iron
 13. NUMBER OF PARTS:
 14. PART FAMILIES:
 15. PRODUCTION RATE:
 16. PART CUBE:
 17. PART SHAPE: Prismatic
 18. OPERATION
 SCHEDULING:
 19. LOT SIZE:
 20. MACHINE SET: 8 MC, 2 NV, 1 WS, 1 CMM
 21. MATL. HANDLING: Shuttle car
 22. TOOLING:
 23. FEATURES: Automated inspection, probing
 24. REFERENCES: 14, 84

1. COUNTRY: USA
 2. COMPANY: Caterpillar
 3. LOCATION: Peoria, IL
 4. DIVISION:
 5. SUPPLIER: Mazak (Yamazaki's US subsidiary)
 6. CLASS: FMS
 7. YEAR: 84
 8. FINANCIAL DATA:
 9. COMPUTER:
 10. CONTROLS: Mazak
 11. PRODUCTS: Sprocket segments
 12. MATERIALS: Steel
 13. NUMBER OF PARTS:
 14. PART FAMILIES:
 15. PRODUCTION RATE:
 16. PART CUBE:
 17. PART SHAPE: Rotational
 18. OPERATION
 SCHEDULING:
 19. LOT SIZE:
 20. MACHINE SET: 3 MC, 1 SP
 21. MATL. HANDLING: Robots
 22. TOOLING:
 23. FEATURES: Automated inspection, probing, and part washing
 24. REFERENCES: 14

APPENDIX C. FMS IMPLEMENTATION DATA BASE

1. COUNTRY: USA
 2. COMPANY: Cincinnati Milicron
 3. LOCATION: Cincinnati, OH
 4. DIVISION:
 5. SUPPLIER: Cincinnati Milicron
 6. CLASS: FMS
 7. YEAR: 85
 8. FINANCIAL DATA: Leadtime 20 days to 1 day
 9. COMPUTER: DEC PDP 11/44
 10. CONTROLS:
 11. PRODUCTS: Plastic injection molding machine parts
 12. MATERIALS: Steel, cast iron
 13. NUMBER OF PARTS: 3,500
 14. PART FAMILIES:
 15. PRODUCTION RATE:
 16. PART CUBE: 3 ft
 17. PART SHAPE: Prismatic
 18. OPERATION
 SCHEDULING:
 19. LOT SIZE: 1 possible
 20. MACHINE SET: 4 MC, 1 CMM
 21. MATL. HANDLING: 3 Eaton AGV's
 22. TOOLING:
 23. FEATURES: Part washing
 24. REFERENCES: 14, 62, 75

1. COUNTRY: USA
 2. COMPANY: Cummins Engine
 3. LOCATION: Columbus, IL
 4. DIVISION:
 5. SUPPLIER: KT
 6. CLASS: FMS
 7. YEAR: 84
 8. FINANCIAL DATA:
 9. COMPUTER: DEC
 10. CONTROLS: DEC, Gemini
 11. PRODUCTS: Brake parts
 12. MATERIALS:
 13. NUMBER OF PARTS:
 14. PART FAMILIES:
 15. PRODUCTION RATE:
 16. PART CUBE:
 17. PART SHAPE: Prismatic
 18. OPERATION
 SCHEDULING:
 19. LOT SIZE:
 20. MACHINE SET: 6 MC
 21. MATL. HANDLING: AGV
 22. TOOLING:
 23. FEATURES: Probing, adaptive control
 24. REFERENCES: 14

APPENDIX C. FMS IMPLEMENTATION DATA BASE

1. COUNTRY: USA
 2. COMPANY: Department of Commerce
 3. LOCATION: Gaithersburg, MD
 4. DIVISION: National Bureau of Standards
 5. SUPPLIER: Integration by NBS
 6. CLASS: FMS
 7. YEAR: 83
 8. FINANCIAL DATA: Reaseach facility
 9. COMPUTER: DEC VAX
 10. CONTROLS: Hewlett Packard, Allen Bradley, GE
 11. PRODUCTS:
 12. MATERIALS: Aluminum, brass, steel
 13. NUMBER OF PARTS:
 14. PART FAMILIES:
 15. PRODUCTION RATE:
 16. PART CUBE:
 17. PART SHAPE: Prismatic and rotational
 18. OPERATION SCHEDULING: Real time scheduling of machines, robots, and AGV
 19. LOT SIZE:
 20. MACHINE SET: 1 NHM, 1 NVM, 1 NT, 1 CMM
 21. MATL. HANDLING: AGV, robot, gantry robot
 22. TOOLING: ATC
 23. FEATURES: Robotic deburring station
 24. REFERENCES: 1, 25, 33

1. COUNTRY: USA
 2. COMPANY: FMC
 3. LOCATION: Aiken, SC
 4. DIVISION:
 5. SUPPLIER: Cincinnati Millicron
 6. CLASS: FMS
 7. YEAR: 84
 8. FINANCIAL DATA: Leadtime reduced from 90 to 5 days
 9. COMPUTER: DEC PDP 11/44
 10. CONTROLS: Acramatic 900
 11. PRODUCTS: Gear housings for the IFV drive train
 12. MATERIALS: Aluminum
 13. NUMBER OF PARTS: 16
 14. PART FAMILIES:
 15. PRODUCTION RATE: 15 parts/week
 16. PART CUBE: 30 in
 17. PART SHAPE: Prismatic
 18. OPERATION SCHEDULING: Crew of 5
 19. LOT SIZE:
 20. MACHINE SET: 4 MC, 1 CMM
 21. MATL. HANDLING: 3 AGV's (Eaton Kenway), 2 10-position carousels
 22. TOOLING: ATC with capacity of 90
 23. FEATURES:
 24. REFERENCES: 14, 75, 80

APPENDIX C. FMS IMPLEMENTATION DATA BASE

1. COUNTRY: USA
 2. COMPANY: FMC
 3. LOCATION: San Jose, CA
 4. DIVISION: Ordinance
 5. SUPPLIER: Cincinnati Milicron
 6. CLASS: FMS
 7. YEAR: 85
 8. FINANCIAL DATA:
 9. COMPUTER: DEC PDP 11/24
 10. CONTROLS:
 11. PRODUCTS: Infantry Fighting Vehicle drive train & chasis parts
 12. MATERIALS: Steel
 13. NUMBER OF PARTS:
 14. PART FAMILIES:
 15. PRODUCTION RATE:
 16. PART CUBE:
 17. PART SHAPE: Prismatic
 18. OPERATION SCHEDULING:
 19. LOT SIZE:
 20. MACHINE SET: 4 MC, 1 CMM
 21. MATL. HANDLING:
 22. TOOLING:
 23. FEATURES:
 24. REFERENCES: 13, 14

1. COUNTRY: USA
 2. COMPANY: GMC
 3. LOCATION: Hamtrack, MI
 4. DIVISION: Chevrolet Gear & Axle Plant
 5. SUPPLIER: Comau
 6. CLASS: FMS
 7. YEAR: 82
 8. FINANCIAL DATA:
 9. COMPUTER:
 10. CONTROLS:
 11. PRODUCTS: Dif. housing, suspension tubes, cylinder heads, manifolds
 12. MATERIALS: Cast iron, steel
 13. NUMBER OF PARTS:
 14. PART FAMILIES:
 15. PRODUCTION RATE: 70 parts/15 hours
 16. PART CUBE:
 17. PART SHAPE: Prismatic
 18. OPERATION SCHEDULING:
 19. LOT SIZE:
 20. MACHINE SET: 3 MC, 1 WS
 21. MATL. HANDLING: Roller conveyor, robots
 22. TOOLING:
 23. FEATURES: Automated inspection, part washing
 24. REFERENCES: 12, 14, 70

APPENDIX C. FMS IMPLEMENTATION DATA BASE

1. COUNTRY: USA
 2. COMPANY: GMC
 3. LOCATION: Indianapolis, IN
 4. DIVISION: Allison Gas Turbine
 5. SUPPLIER:
 6. CLASS: FMS
 7. YEAR: 87
 8. FINANCIAL DATA:
 9. COMPUTER:
 10. CONTROLS: MAP system
 11. PRODUCTS: Precision gears
 12. MATERIALS: Steel
 13. NUMBER OF PARTS: 30
 14. PART FAMILIES:
 15. PRODUCTION RATE:
 16. PART CUBE: 3 - 14.5 in round
 17. PART SHAPE: Rotational
 18. OPERATION
 SCHEDULING:
 19. LOT SIZE:
 20. MACHINE SET: 10 NT, 1 MC, 11 NGR, 8 NG, 1 Broaching MT
 21. MATL. HANDLING:
 22. TOOLING:
 23. FEATURES:
 24. REFERENCES: 2

1. COUNTRY: USA
 2. COMPANY: GMC
 3. LOCATION: Indianapolis, IN
 4. DIVISION: Detroit Diesel Allison
 5. SUPPLIER: White Sunstrand
 6. CLASS: FMS
 7. YEAR: 80
 8. FINANCIAL DATA: Replaced 35 MT's
 9. COMPUTER:
 10. CONTROLS: Omnicontrol DNC
 11. PRODUCTS: Diesel transmissions
 12. MATERIALS: Cast iron
 13. NUMBER OF PARTS: 44
 14. PART FAMILIES:
 15. PRODUCTION RATE:
 16. PART CUBE: 40 x 30 x 18 in
 17. PART SHAPE: Prismatic
 18. OPERATION
 SCHEDULING: Supervisory computer receives input at load/unload sta.
 3 shift operation, crew of 5
 19. LOT SIZE:
 20. MACHINE SET: 4 NHM, 4 NVM, 1 CMM
 21. MATL. HANDLING: 2 rail guided carts, 240 ft track, 15 stations
 22. TOOLING:
 23. FEATURES:
 24. REFERENCES: 43, 52, 61, 84

APPENDIX C. FMS IMPLEMENTATION DATA BASE

1. COUNTRY: USA
 2. COMPANY: General Dynamics
 3. LOCATION: Fort Worth, TX
 4. DIVISION:
 5. SUPPLIER: Westinghouse/Devlieg
 6. CLASS: FMS
 7. YEAR: 86
 8. FINANCIAL DATA:
 9. COMPUTER:
 10. CONTROLS:
 11. PRODUCTS: Aircraft parts
 12. MATERIALS: Aluminum
 13. NUMBER OF PARTS:
 14. PART FAMILIES:
 15. PRODUCTION RATE:
 16. PART CUBE:
 17. PART SHAPE: Prismatic
 18. OPERATION
 SCHEDULING:
 19. LOT SIZE:
 20. MACHINE SET: 6 MC
 21. MATL. HANDLING: AGV, robots
 22. TOOLING:
 23. FEATURES: Automated inspection
 24. REFERENCES: 14

1. COUNTRY: USA
 2. COMPANY: General Dynamics
 3. LOCATION: Fort Worth, TX
 4. DIVISION:
 5. SUPPLIER: Cincinnati Milicron
 6. CLASS: FMS
 7. YEAR: 85
 8. FINANCIAL DATA:
 9. COMPUTER:
 10. CONTROLS:
 11. PRODUCTS: Aircraft & missile parts
 12. MATERIALS: Aluminum
 13. NUMBER OF PARTS:
 14. PART FAMILIES:
 15. PRODUCTION RATE:
 16. PART CUBE:
 17. PART SHAPE: Prismatic
 18. OPERATION
 SCHEDULING:
 19. LOT SIZE:
 20. MACHINE SET: 6 MC
 21. MATL. HANDLING: Power shuttle
 22. TOOLING:
 23. FEATURES:
 24. REFERENCES: 14

APPENDIX C. FMS IMPLEMENTATION DATA BASE

1. COUNTRY: USA
 2. COMPANY: General Dynamics
 3. LOCATION: Lynburg, CA
 4. DIVISION: Convair
 5. SUPPLIER: Cincinnati Milicron
 6. CLASS: FMS
 7. YEAR: 82
 8. FINANCIAL DATA:
 9. COMPUTER:
 10. CONTROLS: Allen Bradley
 11. PRODUCTS: Aircraft & missile parts
 12. MATERIALS: Aluminum
 13. NUMBER OF PARTS:
 14. PART FAMILIES:
 15. PRODUCTION RATE:
 16. PART CUBE:
 17. PART SHAPE: Prismatic
 18. OPERATION
 SCHEDULING:
 19. LOT SIZE:
 20. MACHINE SET: 4 MC
 21. MATL. HANDLING:
 22. TOOLING:
 23. FEATURES: Probing
 24. REFERENCES: 14

1. COUNTRY: USA
 2. COMPANY: General Dynamics
 3. LOCATION: Lynburg, CA
 4. DIVISION: Convair
 5. SUPPLIER: Cincinnati Milicron
 6. CLASS: FMS
 7. YEAR: 82
 8. FINANCIAL DATA:
 9. COMPUTER:
 10. CONTROLS: Allen Bradley
 11. PRODUCTS: Aircraft & missile parts
 12. MATERIALS: Aluminum
 13. NUMBER OF PARTS:
 14. PART FAMILIES:
 15. PRODUCTION RATE:
 16. PART CUBE:
 17. PART SHAPE: Prismatic
 18. OPERATION
 SCHEDULING:
 19. LOT SIZE:
 20. MACHINE SET: 2 MC
 21. MATL. HANDLING:
 22. TOOLING:
 23. FEATURES: Part washing
 24. REFERENCES: 14

APPENDIX C. FMS IMPLEMENTATION DATA BASE

1. COUNTRY: USA
 2. COMPANY: General Dynamics
 3. LOCATION: Lynburg, CA
 4. DIVISION: Convair
 5. SUPPLIER: Cincinnati Milicron
 6. CLASS: FMS
 7. YEAR: 84
 8. FINANCIAL DATA:
 9. COMPUTER:
 10. CONTROLS: Allen Bradley
 11. PRODUCTS: Aircraft & missile parts
 12. MATERIALS: Aluminum
 13. NUMBER OF PARTS:
 14. PART FAMILIES:
 15. PRODUCTION RATE:
 16. PART CUBE:
 17. PART SHAPE: Prismatic
 18. OPERATION
 SCHEDULING:
 19. LOT SIZE:
 20. MACHINE SET: 6 MC
 21. MATL. HANDLING:
 22. TOOLING:
 23. FEATURES: Part washing
 24. REFERENCES: 14

1. COUNTRY: USA
 2. COMPANY: General Dynamics
 3. LOCATION:
 4. DIVISION: Convair
 5. SUPPLIER: White Sunstrand
 6. CLASS: FMS
 7. YEAR: 80
 8. FINANCIAL DATA:
 9. COMPUTER:
 10. CONTROLS:
 11. PRODUCTS: Aircraft & missile parts
 12. MATERIALS: Aluminum
 13. NUMBER OF PARTS:
 14. PART FAMILIES:
 15. PRODUCTION RATE:
 16. PART CUBE: 4 ft
 17. PART SHAPE: Prismatic
 18. OPERATION
 SCHEDULING:
 19. LOT SIZE:
 20. MACHINE SET: 8 MC
 21. MATL. HANDLING: Rail guided cart
 22. TOOLING:
 23. FEATURES:
 24. REFERENCES: 52

APPENDIX C. FMS IMPLEMENTATION DATA BASE

1. COUNTRY: USA
 2. COMPANY: General Electric
 3. LOCATION: Erie, PA
 4. DIVISION: Erie Works
 5. SUPPLIER: Giddings & Lewis
 6. CLASS: FMS
 7. YEAR: 83
 8. FINANCIAL DATA: Leadtime from 16 to 1 day
 9. COMPUTER: Dual DEC PDP 11/44's
 10. CONTROLS: GE 1050 CNC
 11. PRODUCTS: Locomotive motor frames and gear boxes
 12. MATERIALS: Steel
 13. NUMBER OF PARTS: 6
 14. PART FAMILIES: 1
 15. PRODUCTION RATE: 1 part/hour, 5,500 parts/year
 16. PART CUBE: 4 x 4 x 5 ft
 17. PART SHAPE: Prismatic
 18. OPERATION SCHEDULING: Computer schedules in real time, can reschedule around down unit, crew of 2
 19. LOT SIZE: 1
 20. MACHINE SET: 2 NVM, 4 NB, 3 NHM, 1 SP
 21. MATL. HANDLING: Cart with towline, robot, ASRS
 22. TOOLING: ATC
 23. FEATURES: Automated inspection, probing
 24. REFERENCES: 8, 12, 14, 49, 69

1. COUNTRY: USA
 2. COMPANY: General Electric
 3. LOCATION: Evandale, OH
 4. DIVISION:
 5. SUPPLIER: Cincinnati Milicron
 6. CLASS: FMS
 7. YEAR: 85
 8. FINANCIAL DATA:
 9. COMPUTER:
 10. CONTROLS:
 11. PRODUCTS:
 12. MATERIALS:
 13. NUMBER OF PARTS:
 14. PART FAMILIES:
 15. PRODUCTION RATE:
 16. PART CUBE:
 17. PART SHAPE: Rotational
 18. OPERATION SCHEDULING:
 19. LOT SIZE:
 20. MACHINE SET: 4 NT
 21. MATL. HANDLING: Robots
 22. TOOLING:
 23. FEATURES: Automated inspection
 24. REFERENCES: 14

APPENDIX C. FMS IMPLEMENTATION DATA BASE

1. COUNTRY: USA
 2. COMPANY: General Electric
 3. LOCATION: Pittsfield, MA
 4. DIVISION: Ordinance Systems
 5. SUPPLIER: Ex-Cell-0
 6. CLASS: FMS
 7. YEAR: 82
 8. FINANCIAL DATA:
 9. COMPUTER:
 10. CONTROLS:
 11. PRODUCTS: Infantry Fighting Vehicle turret stabilization system
 12. MATERIALS: Steel
 13. NUMBER OF PARTS: 11
 14. PART FAMILIES:
 15. PRODUCTION RATE:
 16. PART CUBE:
 17. PART SHAPE: Prismatic
 18. OPERATION SCHEDULING:
 19. LOT SIZE:
 20. MACHINE SET: 5 MC
 21. MATL. HANDLING:
 22. TOOLING:
 23. FEATURES:
 24. REFERENCES: 22, 52, 53

1. COUNTRY: USA
 2. COMPANY: Georgetown Manufacturing
 3. LOCATION: Georgetown, KY
 4. DIVISION:
 5. SUPPLIER: KT
 6. CLASS: FMS
 7. YEAR: 84
 8. FINANCIAL DATA:
 9. COMPUTER: DEC
 10. CONTROLS: Gemini
 11. PRODUCTS: Manifolds, spindles, housings
 12. MATERIALS: Cast iron, steel
 13. NUMBER OF PARTS: 150
 14. PART FAMILIES:
 15. PRODUCTION RATE:
 16. PART CUBE:
 17. PART SHAPE: Prismatic
 18. OPERATION SCHEDULING:
 19. LOT SIZE:
 20. MACHINE SET: 6 MC
 21. MATL. HANDLING: Stacker crane
 22. TOOLING:
 23. FEATURES: Adaptive control, probing
 24. REFERENCES: 14, 53

APPENDIX C. FMS IMPLEMENTATION DATA BASE

1. COUNTRY: USA
 2. COMPANY: Harris Press
 3. LOCATION: Fort Worth, TX
 4. DIVISION:
 5. SUPPLIER: Harris Press
 6. CLASS: FMS
 7. YEAR: 81
 8. FINANCIAL DATA: Cost reduction of from 25 - 57 %
 9. COMPUTER: DEC
 10. CONTROLS:
 11. PRODUCTS: Precision printing press cylinder parts
 12. MATERIALS: Steel
 13. NUMBER OF PARTS: 700
 14. PART FAMILIES: 1
 15. PRODUCTION RATE:
 16. PART CUBE: 1.5 - 8 in round x 120 in long
 17. PART SHAPE: Rotational
 18. OPERATION
 SCHEDULING:
 19. LOT SIZE:
 20. MACHINE SET: NC saw, 2MC, 2NT, 1 MC, 2NGR, balancing , straightening
 21. MATL. HANDLING: 3 robots, roller conveyer
 22. TOOLING:
 23. FEATURES: Automated inspection, part washing, inertial welding sta.
 24. REFERENCES: 14, 55, 69

1. COUNTRY: USA
 2. COMPANY: Hughes Aircraft
 3. LOCATION: El Segundo, CA
 4. DIVISION: Electro-Optical & Data Systems Group
 5. SUPPLIER: KT
 6. CLASS: FMS
 7. YEAR: 82
 8. FINANCIAL DATA: 9 MT's vs. 25, 87 % labor savings
 9. COMPUTER: Dual DEC PDP 11/44's
 10. CONTROLS: KT, Gemini DNC
 11. PRODUCTS: Housings for laser range finder
 12. MATERIALS: Aluminum
 13. NUMBER OF PARTS: 5
 14. PART FAMILIES: 1
 15. PRODUCTION RATE: 1,200 + parts/year
 16. PART CUBE: 24 x 24 in pallet
 17. PART SHAPE: Prismatic
 18. OPERATION
 SCHEDULING: Crew of 3
 19. LOT SIZE:
 20. MACHINE SET: 9 MC, 1 CMM
 21. MATL. HANDLING: Cart with towline
 22. TOOLING:
 23. FEATURES: Automatic inspection, adaptive control, and probing
 24. REFERENCES: 14, 29, 44, 50, 69

APPENDIX C. FMS IMPLEMENTATION DATA BASE

1. COUNTRY: USA
 2. COMPANY: Ingersol Rand
 3. LOCATION: Roanoke, VA
 4. DIVISION:
 5. SUPPLIER: White Sunstrand
 6. CLASS: FMS
 7. YEAR: 72
 8. FINANCIAL DATA: Labor savings of 50 %, cost savings of 70 %
 9. COMPUTER: IBM 360/30
 10. CONTROLS: Omnicontrol DNC
 11. PRODUCTS: Housings for industrial hoists
 12. MATERIALS: Cast iron, steel, aluminum
 13. NUMBER OF PARTS:
 14. PART FAMILIES:
 15. PRODUCTION RATE:
 16. PART CUBE: 3 ft
 17. PART SHAPE: Prismatic
 18. OPERATION SCHEDULING: Fixed sequence within system, multiple alternate routings, 4 man crew, foreman dispatches jobs
 19. LOT SIZE:
 20. MACHINE SET: 5MC, 2ND
 21. MATL. HANDLING: Roller conveyor with buffer at each MT
 22. TOOLING: 360 tools in system
 23. FEATURES:
 24. REFERENCES: 38, 61, 84

1. COUNTRY: USA
 2. COMPANY: Ingersoll Milling Machine
 3. LOCATION: Rockford, IL
 4. DIVISION:
 5. SUPPLIER: Ingersoll Milling
 6. CLASS: FMS
 7. YEAR: 83
 8. FINANCIAL DATA: Eliminated 17 MT's
 9. COMPUTER: DEC VAX 750
 10. CONTROLS: Allan Bradley 8200
 11. PRODUCTS: Machine tool parts
 12. MATERIALS: Steel, cast iron
 13. NUMBER OF PARTS:
 14. PART FAMILIES:
 15. PRODUCTION RATE: 25,000 parts/year
 16. PART CUBE: 1 m
 17. PART SHAPE: Prismatic
 18. OPERATION SCHEDULING:
 19. LOT SIZE: 1 (75 % of the time)
 20. MACHINE SET: 5 MC, 1 WS, 2 CMM
 21. MATL. HANDLING: AGV
 22. TOOLING:
 23. FEATURES: Automated inspection, part washing
 24. REFERENCES: 14, 32, 42

APPENDIX C. FMS IMPLEMENTATION DATA BASE

1. COUNTRY: USA
 2. COMPANY: Ingersoll Milling Machine
 3. LOCATION: Rockford, IL
 4. DIVISION:
 5. SUPPLIER: Ingersoll Milling
 6. CLASS: FMS
 7. YEAR: 87
 8. FINANCIAL DATA:
 9. COMPUTER: VAX 750
 10. CONTROLS: Allen Bradley 8200
 11. PRODUCTS: Machine tool parts
 12. MATERIALS: Steel, cast iron
 13. NUMBER OF PARTS:
 14. PART FAMILIES:
 15. PRODUCTION RATE:
 16. PART CUBE:
 17. PART SHAPE: Prismatic
 18. OPERATION
 SCHEDULING:
 19. LOT SIZE:
 20. MACHINE SET: 3 MC
 21. MATL. HANDLING:
 22. TOOLING:
 23. FEATURES:
 24. REFERENCES: 14

1. COUNTRY: USA
 2. COMPANY: Ingersoll Milling Machine
 3. LOCATION: Rockford, IL
 4. DIVISION:
 5. SUPPLIER: Ingersoll Milling
 6. CLASS: FMS
 7. YEAR: 87
 8. FINANCIAL DATA:
 9. COMPUTER: VAX 750
 10. CONTROLS: Alen Bradley 8200
 11. PRODUCTS: Machine tool parts
 12. MATERIALS: Steel, cast iron
 13. NUMBER OF PARTS:
 14. PART FAMILIES:
 15. PRODUCTION RATE:
 16. PART CUBE:
 17. PART SHAPE: Rotational
 18. OPERATION
 SCHEDULING:
 19. LOT SIZE:
 20. MACHINE SET: 4 NV
 21. MATL. HANDLING:
 22. TOOLING:
 23. FEATURES:
 24. REFERENCES: 14

APPENDIX C. FMS IMPLEMENTATION DATA BASE

1. COUNTRY: USA
 2. COMPANY: J. I. Case
 3. LOCATION: Racine, WI
 4. DIVISION: Components
 5. SUPPLIER: Imgersoll Milling
 6. CLASS: FTL
 7. YEAR: 78
 8. FINANCIAL DATA:
 9. COMPUTER:
 10. CONTROLS:
 11. PRODUCTS: Agricultural tractor transmission cases
 12. MATERIALS: Gray iron castings
 13. NUMBER OF PARTS: 2
 14. PART FAMILIES:
 15. PRODUCTION RATE:
 16. PART CUBE:
 17. PART SHAPE: Prismatic
 18. OPERATION SCHEDULING: Fixed path sequencing
 19. LOT SIZE:
 20. MACHINE SET: 2 MC, 1 NM, 1 NB
 21. MATL. HANDLING: Roller conveyor, cart with towline for heads
 22. TOOLING: 2 head changers, 22 heads in system
 23. FEATURES: Automated inspection
 24. REFERENCES: 14, 43, 45

1. COUNTRY: USA
 2. COMPANY: John Deere & Company
 3. LOCATION: Moline, IL
 4. DIVISION:
 5. SUPPLIER: Masch. Diedesheim
 6. CLASS: FMS
 7. YEAR: 80
 8. FINANCIAL DATA:
 9. COMPUTER: DNC network
 10. CONTROLS: Allan Bradley
 11. PRODUCTS: Farm tractor parts
 12. MATERIALS: Cast iron, steel
 13. NUMBER OF PARTS:
 14. PART FAMILIES:
 15. PRODUCTION RATE:
 16. PART CUBE:
 17. PART SHAPE: Rotational
 18. OPERATION SCHEDULING:
 19. LOT SIZE:
 20. MACHINE SET: 3 NT, 2 MC (WCI)
 21. MATL. HANDLING: 2 Unimate robots
 22. TOOLING:
 23. FEATURES:
 24. REFERENCES: 54

APPENDIX C. FMS IMPLEMENTATION DATA BASE

1. COUNTRY: USA
 2. COMPANY: John Deere & Company
 3. LOCATION: Waterloo, IO
 4. DIVISION:
 5. SUPPLIER: KT
 6. CLASS: FMS
 7. YEAR: 79
 8. FINANCIAL DATA:
 9. COMPUTER: DEC
 10. CONTROLS: DEC, KT, CNC
 11. PRODUCTS: Transmission & clutch housings
 12. MATERIALS: Cast iron
 13. NUMBER OF PARTS: 8
 14. PART FAMILIES:
 15. PRODUCTION RATE:
 16. PART CUBE:
 17. PART SHAPE: Prismatic
 18. OPERATION
 SCHEDULING:
 19. LOT SIZE:
 20. MACHINE SET: 11 MC
 21. MATL. HANDLING: Cart with towline
 22. TOOLING: 5 Head indexers
 23. FEATURES: Part washing
 24. REFERENCES: 14

1. COUNTRY: USA
 2. COMPANY: John Deere & Company
 3. LOCATION: Waterloo, IO
 4. DIVISION:
 5. SUPPLIER: Burkhardt & Weber
 6. CLASS: FMS
 7. YEAR: 78
 8. FINANCIAL DATA:
 9. COMPUTER:
 10. CONTROLS:
 11. PRODUCTS: Agricultural machinery parts
 12. MATERIALS: Cast iron, steel
 13. NUMBER OF PARTS:
 14. PART FAMILIES:
 15. PRODUCTION RATE:
 16. PART CUBE:
 17. PART SHAPE: Prismatic
 18. OPERATION
 SCHEDULING:
 19. LOT SIZE:
 20. MACHINE SET: 2 MC
 21. MATL. HANDLING:
 22. TOOLING: Head changer
 23. FEATURES:
 24. REFERENCES: 14, 53

APPENDIX C. FMS IMPLEMENTATION DATA BASE

1. COUNTRY: USA
 2. COMPANY: John Deere & Company
 3. LOCATION:
 4. DIVISION:
 5. SUPPLIER: Burkhardt & Weber
 6. CLASS: FMS
 7. YEAR: 84
 8. FINANCIAL DATA:
 9. COMPUTER:
 10. CONTROLS:
 11. PRODUCTS:
 12. MATERIALS:
 13. NUMBER OF PARTS:
 14. PART FAMILIES:
 15. PRODUCTION RATE:
 16. PART CUBE:
 17. PART SHAPE:
 18. OPERATION
 SCHEDULING:
 19. LOT SIZE:
 20. MACHINE SET:
 21. MATL. HANDLING:
 22. TOOLING:
 23. FEATURES:
 24. REFERENCES: 14

1. COUNTRY: USA
 2. COMPANY: LTV
 3. LOCATION: Dallas, TX
 4. DIVISION: Vought Aero Products
 5. SUPPLIER: Cincinnati Milicron
 6. CLASS: FMS
 7. YEAR: 84
 8. FINANCIAL DATA: 3 year return on investment
 9. COMPUTER: DEC PDP 11/70,44,24
 10. CONTROLS: Acramatic 900, DEC, Allen Bradley
 11. PRODUCTS: B1 bomber airframe components
 12. MATERIALS: 95 % aluminum, 5% steel
 13. NUMBER OF PARTS: 540
 14. PART FAMILIES:
 15. PRODUCTION RATE:
 16. PART CUBE: 30 x 32 x 36 in
 17. PART SHAPE: Prismatic
 18. OPERATION
 SCHEDULING: Simulation used to aid in computerized scheduling
 Average crew size of 5.6
 19. LOT SIZE:
 20. MACHINE SET: 8 MC, 1 WS, 2 CMM
 21. MATL. HANDLING: 4 AGV's, ASRS, 2 carousels with 10 stations each
 22. TOOLING: ATC with capacity of 45
 23. FEATURES: Automatic inspection, probing, and part washing
 24. REFERENCES: 14, 21, 45, 75

APPENDIX C. FMS IMPLEMENTATION DATA BASE

1. COUNTRY: USA
 2. COMPANY: Mack Truck
 3. LOCATION: Haggerstown, MD
 4. DIVISION:
 5. SUPPLIER: KT
 6. CLASS: FMS
 7. YEAR: 83
 8. FINANCIAL DATA: Labor reduction from 20 to 5
 9. COMPUTER: DEC PDP 11/44
 10. CONTROLS: Gemini
 11. PRODUCTS: Truck transmission castings
 12. MATERIALS: Aluminum
 13. NUMBER OF PARTS: 7
 14. PART FAMILIES: 1
 15. PRODUCTION RATE:
 16. PART CUBE:
 17. PART SHAPE: Prismatic
 18. OPERATION
 SCHEDULING:
 19. LOT SIZE:
 20. MACHINE SET: 4 MC, 1 NB
 21. MATL. HANDLING: Cart with towline
 22. TOOLING: 2 head changers
 23. FEATURES: Adaptive control, probing, auto. insp., part washing
 24. REFERENCES: 14

1. COUNTRY: USA
 2. COMPANY: Massey Ferguson
 3. LOCATION: Detroit, MI
 4. DIVISION: Transmission & Axle Plant
 5. SUPPLIER: Massey Ferguson and Unimate
 6. CLASS: MC
 7. YEAR: 79
 8. FINANCIAL DATA: 1.5 year payback, 25 % increase in productivity
 9. COMPUTER:
 10. CONTROLS:
 11. PRODUCTS: Planetary pinion gears
 12. MATERIALS: Steel
 13. NUMBER OF PARTS: 4 sizes
 14. PART FAMILIES:
 15. PRODUCTION RATE:
 16. PART CUBE: 3.5 - 7 in round
 17. PART SHAPE: Rotational
 18. OPERATION
 SCHEDULING: Alternate part programs for MT's and robots, graceful
 degradation in the event of MT failure
 19. LOT SIZE:
 20. MACHINE SET: 2 NV, 6 NG
 21. MATL. HANDLING: 3 Unimate robots, custom design conveyor
 22. TOOLING:
 23. FEATURES:
 24. REFERENCES: 45, 52, 54, 69

APPENDIX C. FMS IMPLEMENTATION DATA BASE

1. COUNTRY: USA
 2. COMPANY: McDonnell Douglas
 3. LOCATION: Saint Charles, MO
 4. DIVISION: Astronautics
 5. SUPPLIER: Giddings & Lewis
 6. CLASS: FMS
 7. YEAR: 85
 8. FINANCIAL DATA: 60 % reduction in machining costs
 9. COMPUTER: DEC VAX 11/780
 10. CONTROLS: G & L CNC 8000
 11. PRODUCTS: Missile body sections
 12. MATERIALS: Aluminum
 13. NUMBER OF PARTS: 72
 14. PART FAMILIES: 1
 15. PRODUCTION RATE: 34,800 parts/year
 16. PART CUBE: 33 in round x 60 in long
 17. PART SHAPE: Rotational
 18. OPERATION SCHEDULING: Real time scheduling & control, average crew size of 2.5
 19. LOT SIZE:
 20. MACHINE SET: 3 MC, 2 NV, 2 NH, 1 CMM, 1 WS
 21. MATL. HANDLING: AGV, robots, 3 deburring stations, ASRS
 22. TOOLING: ATC with 80 tool magazines
 23. FEATURES: Auto. insp., probing, adaptive control, part washing
 24. REFERENCES: 14, 27

1. COUNTRY: USA
 2. COMPANY: Mercury Marine
 3. LOCATION: Fond Du Lac, WI
 4. DIVISION:
 5. SUPPLIER: KT
 6. CLASS: FMS
 7. YEAR: 84
 8. FINANCIAL DATA:
 9. COMPUTER: DEC
 10. CONTROLS: Gemini
 11. PRODUCTS: Outboard marine engine block, and crank case parts
 12. MATERIALS: Aluminum
 13. NUMBER OF PARTS: 6
 14. PART FAMILIES:
 15. PRODUCTION RATE:
 16. PART CUBE:
 17. PART SHAPE: Prismatic
 18. OPERATION SCHEDULING:
 19. LOT SIZE:
 20. MACHINE SET: 9 MC, 1 NB
 21. MATL. HANDLING: Rail guided cart
 22. TOOLING: Head indexer
 23. FEATURES: Adaptive control, probing
 24. REFERENCES: 14

APPENDIX C. FMS IMPLEMENTATION DATA BASE

1. COUNTRY: USA
 2. COMPANY: New York Air Brake
 3. LOCATION:
 4. DIVISION:
 5. SUPPLIER: Cincinnati Milicron
 6. CLASS: FMS
 7. YEAR: 86
 8. FINANCIAL DATA:
 9. COMPUTER:
 10. CONTROLS:
 11. PRODUCTS:
 12. MATERIALS:
 13. NUMBER OF PARTS:
 14. PART FAMILIES:
 15. PRODUCTION RATE:
 16. PART CUBE:
 17. PART SHAPE: Prismatic
 18. OPERATION
 SCHEDULING:
 19. LOT SIZE:
 20. MACHINE SET:
 21. MATL. HANDLING:
 22. TOOLING:
 23. FEATURES:
 24. REFERENCES: 14

1. COUNTRY: USA
 2. COMPANY: North American Rockwell
 3. LOCATION: Newark, OH
 4. DIVISION:
 5. SUPPLIER: KT
 6. CLASS: FMS
 7. YEAR: 73
 8. FINANCIAL DATA: Reduced WIP and setup costs
 9. COMPUTER:
 10. CONTROLS: Bendix
 11. PRODUCTS: Truck differential housings
 12. MATERIALS: Cast iron
 13. NUMBER OF PARTS: 33
 14. PART FAMILIES:
 15. PRODUCTION RATE: 24,000 parts/year
 16. PART CUBE: 1.5 ft
 17. PART SHAPE: Prismatic
 18. OPERATION
 SCHEDULING: Computer dynamically assigns work stations
 19. LOT SIZE: 10 - 50
 20. MACHINE SET: 8 MC, 1 NV, 1 WS, 1 CMM
 21. MATL. HANDLING: Cart with towline
 22. TOOLING: Local to MT's
 23. FEATURES: Automated inspection
 24. REFERENCES: 14, 18, 38, 61

APPENDIX C. FMS IMPLEMENTATION DATA BASE

1. COUNTRY: USA
 2. COMPANY: Onan
 3. LOCATION: Minneapolis, MN
 4. DIVISION:
 5. SUPPLIER: KT
 6. CLASS: FMS
 7. YEAR: 84
 8. FINANCIAL DATA:
 9. COMPUTER:
 10. CONTROLS: KT, CNC
 11. PRODUCTS: Generator frames
 12. MATERIALS: Steel
 13. NUMBER OF PARTS: 12
 14. PART FAMILIES:
 15. PRODUCTION RATE:
 16. PART CUBE:
 17. PART SHAPE: Prismatic
 18. OPERATION
 SCHEDULING:
 19. LOT SIZE:
 20. MACHINE SET: 1 NV, 1 MC
 21. MATL. HANDLING: AGV planned for 88
 22. TOOLING:
 23. FEATURES: Adaptive control, probing
 24. REFERENCES: 14

1. COUNTRY: USA
 2. COMPANY: Rigid tool
 3. LOCATION: Elyria, OH
 4. DIVISION:
 5. SUPPLIER: KT
 6. CLASS: FMS
 7. YEAR: 84
 8. FINANCIAL DATA:
 9. COMPUTER:
 10. CONTROLS:
 11. PRODUCTS: Pipe fitting hand tools
 12. MATERIALS: Steel
 13. NUMBER OF PARTS:
 14. PART FAMILIES:
 15. PRODUCTION RATE:
 16. PART CUBE:
 17. PART SHAPE: Prismatic
 18. OPERATION
 SCHEDULING:
 19. LOT SIZE:
 20. MACHINE SET:
 21. MATL. HANDLING:
 22. TOOLING:
 23. FEATURES:
 24. REFERENCES: 75

APPENDIX C. FMS IMPLEMENTATION DATA BASE

1. COUNTRY: USA
 2. COMPANY: Rock Island Arsenal
 3. LOCATION:
 4. DIVISION:
 5. SUPPLIER: (Proposal)
 6. CLASS: FMS
 7. YEAR: (Proposal)
 8. FINANCIAL DATA:
 9. COMPUTER:
 10. CONTROLS:
 11. PRODUCTS:
 12. MATERIALS:
 13. NUMBER OF PARTS:
 14. PART FAMILIES:
 15. PRODUCTION RATE:
 16. PART CUBE:
 17. PART SHAPE: Prismatic
 18. OPERATION
 SCHEDULING:
 19. LOT SIZE:
 20. MACHINE SET:
 21. MATL. HANDLING:
 22. TOOLING:
 23. FEATURES:
 24. REFERENCES: 22

1. COUNTRY: USA
 2. COMPANY: Rockwell Motch
 3. LOCATION: New Castle, PA
 4. DIVISION:
 5. SUPPLIER: Oerlikon/Motch
 6. CLASS: FMS
 7. YEAR: 85
 8. FINANCIAL DATA:
 9. COMPUTER:
 10. CONTROLS:
 11. PRODUCTS: Steering knuckles
 12. MATERIALS: Steel
 13. NUMBER OF PARTS: 22
 14. PART FAMILIES:
 15. PRODUCTION RATE:
 16. PART CUBE:
 17. PART SHAPE: Rotational
 18. OPERATION
 SCHEDULING:
 19. LOT SIZE:
 20. MACHINE SET: 2 NV, 1 ND
 21. MATL. HANDLING:
 22. TOOLING:
 23. FEATURES: Automated inspection
 24. REFERENCES: 14

APPENDIX C. FMS IMPLEMENTATION DATA BASE

1. COUNTRY: USA
 2. COMPANY: Smith Tool
 3. LOCATION: Irvine, CA
 4. DIVISION:
 5. SUPPLIER: Okuma
 6. CLASS: FMS
 7. YEAR: 84
 8. FINANCIAL DATA:
 9. COMPUTER: Okuma
 10. CONTROLS: Okuma
 11. PRODUCTS: Oil fields parts
 12. MATERIALS: Steel
 13. NUMBER OF PARTS: 54
 14. PART FAMILIES:
 15. PRODUCTION RATE:
 16. PART CUBE:
 17. PART SHAPE: Rotational
 18. OPERATION SCHEDULING:
 19. LOT SIZE:
 20. MACHINE SET: 4 MC, 2 NT
 21. MATL. HANDLING: 2 robots, conveyor
 22. TOOLING:
 23. FEATURES:
 24. REFERENCES: 75

1. COUNTRY: USA
 2. COMPANY: Sunstrand Aviation
 3. LOCATION: Rockford, IL
 4. DIVISION:
 5. SUPPLIER: White Sunstrand
 6. CLASS: FMS
 7. YEAR: 67
 8. FINANCIAL DATA: Alternative was 100 MT's
 9. COMPUTER:
 10. CONTROLS: Omnicontrol DNC
 11. PRODUCTS: Pump & aircraft parts
 12. MATERIALS: Aluminum, Magnesium
 13. NUMBER OF PARTS: 70
 14. PART FAMILIES: 2
 15. PRODUCTION RATE: 24,000 parts/year
 16. PART CUBE: 16 in
 17. PART SHAPE: Prismatic
 18. OPERATION SCHEDULING: Fixed sequence, unidirectional flow, crew of 8
 19. LOT SIZE: Range of 25 to 300
 20. MACHINE SET: 8 MC, 2 ND, 1 WS, 1 CMM
 21. MATL. HANDLING: Roller conveyor, ASRS
 22. TOOLING: Local to MC, 39 max
 23. FEATURES:
 24. REFERENCES: 38, 61, 84

APPENDIX C. FMS IMPLEMENTATION DATA BASE

1. COUNTRY: USA
 2. COMPANY: Sunstrand Aviation
 3. LOCATION: Rockford, IL
 4. DIVISION:
 5. SUPPLIER: KT
 6. CLASS: FMS
 7. YEAR: 85
 8. FINANCIAL DATA:
 9. COMPUTER: DEC
 10. CONTROLS: Gemini
 11. PRODUCTS: Aircraft parts
 12. MATERIALS: Aluminum
 13. NUMBER OF PARTS:
 14. PART FAMILIES:
 15. PRODUCTION RATE:
 16. PART CUBE:
 17. PART SHAPE: Prismatic
 18. OPERATION
 SCHEDULING:
 19. LOT SIZE:
 20. MACHINE SET: 2 MC
 21. MATL. HANDLING: AGV, ASRS
 22. TOOLING:
 23. FEATURES: Automated Inspection, probing, and adaptive control
 24. REFERENCES: 14

1. COUNTRY: USA
 2. COMPANY: Union Special
 3. LOCATION: Huntley, IL
 4. DIVISION:
 5. SUPPLIER: KT
 6. CLASS: FMS
 7. YEAR: 84
 8. FINANCIAL DATA:
 9. COMPUTER:
 10. CONTROLS:
 11. PRODUCTS: Sewing machine parts
 12. MATERIALS:
 13. NUMBER OF PARTS:
 14. PART FAMILIES:
 15. PRODUCTION RATE:
 16. PART CUBE:
 17. PART SHAPE: Prismatic
 18. OPERATION
 SCHEDULING:
 19. LOT SIZE:
 20. MACHINE SET:
 21. MATL. HANDLING:
 22. TOOLING:
 23. FEATURES:
 24. REFERENCES: 75

APPENDIX C. FMS IMPLEMENTATION DATA BASE

1. COUNTRY: USA
 2. COMPANY: Vickers
 3. LOCATION: Omaha, NE
 4. DIVISION:
 5. SUPPLIER: Acme Cleveland
 6. CLASS: FMS
 7. YEAR: 84
 8. FINANCIAL DATA: Replaced a transfer line
 9. COMPUTER:
 10. CONTROLS: Westinghouse
 11. PRODUCTS: Pump blocks
 12. MATERIALS: Cast iron, steel
 13. NUMBER OF PARTS: 25-30
 14. PART FAMILIES:
 15. PRODUCTION RATE: 35-135 parts/hour
 16. PART CUBE:
 17. PART SHAPE: Prismatic
 18. OPERATION
 SCHEDULING:
 19. LOT SIZE:
 20. MACHINE SET: 5 MC, 3 NT, 2 vertical broaching machines
 21. MATL. HANDLING: Roller conveyor, 11 ASEA robots
 22. TOOLING:
 23. FEATURES: Automated inspection
 24. REFERENCES: 14, 82

1. COUNTRY: USA
 2. COMPANY: Warner Ishi
 3. LOCATION: Shelbyville, IL
 4. DIVISION:
 5. SUPPLIER: KT
 6. CLASS: FMS
 7. YEAR: 84
 8. FINANCIAL DATA:
 9. COMPUTER: DEC
 10. CONTROLS: Gemini
 11. PRODUCTS: Turbo charger housings
 12. MATERIALS:
 13. NUMBER OF PARTS:
 14. PART FAMILIES:
 15. PRODUCTION RATE:
 16. PART CUBE:
 17. PART SHAPE: Prismatic
 18. OPERATION
 SCHEDULING:
 19. LOT SIZE:
 20. MACHINE SET: 2 MC, 2 NT
 21. MATL. HANDLING: Robots
 22. TOOLING:
 23. FEATURES: Automated inspection, adaptive control
 24. REFERENCES: 14

APPENDIX C. FMS IMPLEMENTATION DATA BASE

1. COUNTRY: USA
 2. COMPANY: Watervliet Arsenal
 3. LOCATION: Watervliet, NY
 4. DIVISION:
 5. SUPPLIER: White Sunstrand
 6. CLASS: FMS
 7. YEAR: 85
 8. FINANCIAL DATA:
 9. COMPUTER:
 10. CONTROLS: Omnicontrol DNC
 11. PRODUCTS: Gun tubes
 12. MATERIALS: Steel
 13. NUMBER OF PARTS: 6
 14. PART FAMILIES:
 15. PRODUCTION RATE:
 16. PART CUBE:
 17. PART SHAPE: Rotational
 18. OPERATION
 SCHEDULING:
 19. LOT SIZE:
 20. MACHINE SET: 8 MC, 2 NV, 2 CMM, 1 WS
 21. MATL. HANDLING: AGV
 22. TOOLING:
 23. FEATURES: Automated inspection
 24. REFERENCES: 14, 84

1. COUNTRY: USA
 2. COMPANY: Westinghouse
 3. LOCATION: Cheswick, PA
 4. DIVISION: Electro-Mechanical
 5. SUPPLIER: White Consolidated
 6. CLASS: FMS
 7. YEAR: 84
 8. FINANCIAL DATA:
 9. COMPUTER:
 10. CONTROLS:
 11. PRODUCTS: Nuclear pump parts
 12. MATERIALS: Stainless steel, inconnel
 13. NUMBER OF PARTS: 63
 14. PART FAMILIES: 1
 15. PRODUCTION RATE:
 16. PART CUBE: 1.5 ft round x 1.5 ft long
 17. PART SHAPE: Rotational
 18. OPERATION
 SCHEDULING: JIT, real time scheduling & inventory control
 19. LOT SIZE:
 20. MACHINE SET: 1 MC, 2 NT, 1 CMM
 21. MATL. HANDLING: 1 gantry robot, ASRS
 22. TOOLING:
 23. FEATURES:
 24. REFERENCES: 5

APPENDIX C. FMS IMPLEMENTATION DATA BASE

1. COUNTRY: USA
 2. COMPANY: Xerox
 3. LOCATION: Rochester, NY
 4. DIVISION:
 5. SUPPLIER: Unimate
 6. CLASS: FMS
 7. YEAR: 79
 8. FINANCIAL DATA:
 9. COMPUTER:
 10. CONTROLS: Unimate, central control to robots
 11. PRODUCTS: Fuser rolls for copy machines
 12. MATERIALS: Copper
 13. NUMBER OF PARTS:
 14. PART FAMILIES: 1
 15. PRODUCTION RATE:
 16. PART CUBE:
 17. PART SHAPE: Rotational
 18. OPERATION SCHEDULING: Frequent model changes
 19. LOT SIZE:
 20. MACHINE SET: 3 NT, 1 brazing station, 1 NGR, 1 broaching MT
 21. MATL. HANDLING: 3 robots, conveyor
 22. TOOLING:
 23. FEATURES:
 24. REFERENCES: 52

1. COUNTRY: USA
 2. COMPANY: Yamazaki Machinery Works (Mazak)
 3. LOCATION: Florence, KY
 4. DIVISION: Mazak
 5. SUPPLIER: Yamazaki
 6. CLASS: FMS
 7. YEAR: 81
 8. FINANCIAL DATA:
 9. COMPUTER:
 10. CONTROLS:
 11. PRODUCTS: Machine tool frames & beds
 12. MATERIALS: Cast iron
 13. NUMBER OF PARTS:
 14. PART FAMILIES:
 15. PRODUCTION RATE:
 16. PART CUBE:
 17. PART SHAPE: Prismatic
 18. OPERATION SCHEDULING:
 19. LOT SIZE:
 20. MACHINE SET: 4 MC
 21. MATL. HANDLING: AGV
 22. TOOLING: ATC
 23. FEATURES: Probing
 24. REFERENCES: 12, 14, 49, 69

APPENDIX C. FMS IMPLEMENTATION DATA BASE

1. COUNTRY: USA
 2. COMPANY: Yamazaki Machinery Works (Mazak)
 3. LOCATION: Florence, KY
 4. DIVISION: Mazak
 5. SUPPLIER: Yamazaki
 6. CLASS: FMS
 7. YEAR: 81
 8. FINANCIAL DATA:
 9. COMPUTER:
 10. CONTROLS:
 11. PRODUCTS: Gear boxes and small MT parts
 12. MATERIALS: Cast iron, steel
 13. NUMBER OF PARTS:
 14. PART FAMILIES:
 15. PRODUCTION RATE:
 16. PART CUBE:
 17. PART SHAPE: Prismatic and rotational
 18. OPERATION SCHEDULING:
 19. LOT SIZE:
 20. MACHINE SET: 4 MC, 1 NM, 1 NV, 1 NT
 21. MATL. HANDLING: AGV
 22. TOOLING:
 23. FEATURES: Probing
 24. REFERENCES: 14, 49
-
1. COUNTRY: USSR
 2. COMPANY: Ceboksary
 3. LOCATION:
 4. DIVISION:
 5. SUPPLIER: Comau
 6. CLASS: FMS
 7. YEAR: 78
 8. FINANCIAL DATA:
 9. COMPUTER:
 10. CONTROLS:
 11. PRODUCTS: Farm tractor cases and frames
 12. MATERIALS: Cast iron, steel
 13. NUMBER OF PARTS:
 14. PART FAMILIES:
 15. PRODUCTION RATE: Plant produces 5,000 tractors per year
 16. PART CUBE:
 17. PART SHAPE: Prismatic
 18. OPERATION SCHEDULING:
 19. LOT SIZE:
 20. MACHINE SET: 2 SP, 1 CMM
 21. MATL. HANDLING: Cart with towline, robot
 22. TOOLING: 1 head changer
 23. FEATURES:
 24. REFERENCES: 14, 53

APPENDIX C. FMS IMPLEMENTATION DATA BASE

1. COUNTRY: USSR
 2. COMPANY: Ceboksary
 3. LOCATION:
 4. DIVISION:
 5. SUPPLIER: COMAU
 6. CLASS: FMS
 7. YEAR: 82
 8. FINANCIAL DATA:
 9. COMPUTER:
 10. CONTROLS:
 11. PRODUCTS:
 12. MATERIALS:
 13. NUMBER OF PARTS:
 14. PART FAMILIES:
 15. PRODUCTION RATE:
 16. PART CUBE:
 17. PART SHAPE: Prismatic
 18. OPERATION
 SCHEDULING:
 19. LOT SIZE:
 20. MACHINE SET:
 21. MATL. HANDLING:
 22. TOOLING:
 23. FEATURES:
 24. REFERENCES: 14

1. COUNTRY: USSR
 2. COMPANY: ENIMS (United R & D Center for Machine Tools)
 3. LOCATION: Regional Centers
 4. DIVISION:
 5. SUPPLIER: ENIMS
 6. CLASS: MC
 7. YEAR: 76
 8. FINANCIAL DATA: Productivity increase of 3-4 times
 9. COMPUTER: CNC, PC's
 10. CONTROLS: ASK 1, ASK 2, and ASK 3, Systems
 11. PRODUCTS:
 12. MATERIALS:
 13. NUMBER OF PARTS:
 14. PART FAMILIES:
 15. PRODUCTION RATE:
 16. PART CUBE: 250 - 1600 mm
 17. PART SHAPE: Prismatic
 18. OPERATION
 SCHEDULING:
 19. LOT SIZE:
 20. MACHINE SET:
 21. MATL. HANDLING: Manual part handling, ASRS
 22. TOOLING:
 23. FEATURES: Adaptive control
 24. REFERENCES: 86

APPENDIX C. FMS IMPLEMENTATION DATA BASE

1. COUNTRY: USSR
 2. COMPANY: ENIMS (United R & D Institute for Machine Tools)
 3. LOCATION: Moscow
 4. DIVISION:
 5. SUPPLIER: ENIMS
 6. CLASS: MC
 7. YEAR: 71
 8. FINANCIAL DATA:
 9. COMPUTER:
 10. CONTROLS: AU-1 System
 11. PRODUCTS:
 12. MATERIALS:
 13. NUMBER OF PARTS:
 14. PART FAMILIES:
 15. PRODUCTION RATE:
 16. PART CUBE:
 17. PART SHAPE: Rotational
 18. OPERATION SCHEDULING:
 19. LOT SIZE:
 20. MACHINE SET:
 21. MATL. HANDLING:
 22. TOOLING:
 23. FEATURES:
 24. REFERENCES: 86
-
1. COUNTRY: USSR
 2. COMPANY:
 3. LOCATION:
 4. DIVISION:
 5. SUPPLIER:
 6. CLASS: FMS
 7. YEAR: 82
 8. FINANCIAL DATA:
 9. COMPUTER: USSR manufacture
 10. CONTROLS: ACB-20 System
 11. PRODUCTS: Machine tool parts
 12. MATERIALS: Steel, cast iron
 13. NUMBER OF PARTS:
 14. PART FAMILIES:
 15. PRODUCTION RATE:
 16. PART CUBE: 250 mm round x 750 mm long
 17. PART SHAPE: Rotational
 18. OPERATION SCHEDULING: Parts may enter the system in random order, 24 hour operation
 19. LOT SIZE: as small as 10, about 150 half of the time
 20. MACHINE SET: 6 NT, 3 NVD, 1 NVM, 1 NHM, 1 CMM
 21. MATL. HANDLING: Gantry cranes, conveyors, robots, AGV's
 22. TOOLING:
 23. FEATURES:
 24. REFERENCES: 81

APPENDIX C. FMS IMPLEMENTATION DATA BASE

1. COUNTRY: USSR
 2. COMPANY: Strankokonstruktsiya
 3. LOCATION:
 4. DIVISION:
 5. SUPPLIER: ENIMS (United R & D Institute for Machine Tools)
 6. CLASS: MC
 7. YEAR: 76
 8. FINANCIAL DATA:
 9. COMPUTER: M6000, Minsk 32
 10. CONTROLS: ASV-20 System
 11. PRODUCTS: Machine tool parts
 12. MATERIALS: Steel, cast iron
 13. NUMBER OF PARTS:
 14. PART FAMILIES:
 15. PRODUCTION RATE:
 16. PART CUBE:
 17. PART SHAPE: Rotational
 18. OPERATION
 SCHEDULING:
 19. LOT SIZE:
 20. MACHINE SET: 6 NT, 3 ND, 1 NVM, 1 NHM, 1 CMM
 21. MATL. HANDLING:
 22. TOOLING:
 23. FEATURES:
 24. REFERENCES: 86

1. COUNTRY: USSR
 2. COMPANY: Strankostroenie
 3. LOCATION: Moscow
 4. DIVISION:
 5. SUPPLIER: ENIMS (United R & D Institute for Machine Tools)
 6. CLASS: FMS
 7. YEAR: 79
 8. FINANCIAL DATA:
 9. COMPUTER:
 10. CONTROLS: AP1 System
 11. PRODUCTS: Machine tool parts
 12. MATERIALS: Steel, cast iron
 13. NUMBER OF PARTS:
 14. PART FAMILIES:
 15. PRODUCTION RATE:
 16. PART CUBE: 500 mm
 17. PART SHAPE: Prismatic
 18. OPERATION
 SCHEDULING:
 19. LOT SIZE:
 20. MACHINE SET: 6 MC, 1 CMM
 21. MATL. HANDLING: Automated materials handling, ASRS
 22. TOOLING:
 23. FEATURES:
 24. REFERENCES: 23, 69, 86

APPENDIX C. FMS IMPLEMENTATION DATA BASE

1. COUNTRY: West Germany
 2. COMPANY: Brown Boveri
 3. LOCATION:
 4. DIVISION:
 5. SUPPLIER: Triumph
 6. CLASS: FMS
 7. YEAR: 84
 8. FINANCIAL DATA:
 9. COMPUTER:
 10. CONTROLS:
 11. PRODUCTS:
 12. MATERIALS:
 13. NUMBER OF PARTS:
 14. PART FAMILIES:
 15. PRODUCTION RATE:
 16. PART CUBE:
 17. PART SHAPE:
 18. OPERATION
 SCHEDULING:
 19. LOT SIZE:
 20. MACHINE SET:
 21. MATL. HANDLING:
 22. TOOLING:
 23. FEATURES:
 24. REFERENCES: 14

1. COUNTRY: West Germany
 2. COMPANY: Brown Boveri
 3. LOCATION:
 4. DIVISION:
 5. SUPPLIER: Triumph
 6. CLASS: FMS
 7. YEAR: 84
 8. FINANCIAL DATA:
 9. COMPUTER:
 10. CONTROLS:
 11. PRODUCTS:
 12. MATERIALS:
 13. NUMBER OF PARTS:
 14. PART FAMILIES:
 15. PRODUCTION RATE:
 16. PART CUBE:
 17. PART SHAPE:
 18. OPERATION
 SCHEDULING:
 19. LOT SIZE:
 20. MACHINE SET:
 21. MATL. HANDLING:
 22. TOOLING:
 23. FEATURES:
 24. REFERENCES: 14

APPENDIX C. FMS IMPLEMENTATION DATA BASE

1. COUNTRY: West Germany
 2. COMPANY: Eberhard Bauer
 3. LOCATION: Esslingen
 4. DIVISION:
 5. SUPPLIER: Fritz Werner
 6. CLASS: FMS
 7. YEAR: 79
 8. FINANCIAL DATA:
 9. COMPUTER:
 10. CONTROLS: Fritz Werner
 11. PRODUCTS: 195 electric geared motors
 12. MATERIALS:
 13. NUMBER OF PARTS:
 14. PART FAMILIES:
 15. PRODUCTION RATE:
 16. PART CUBE:
 17. PART SHAPE: Prismatic
 18. OPERATION
 SCHEDULING:
 19. LOT SIZE:
 20. MACHINE SET: 9 NVM
 21. MATL. HANDLING: Roller conveyor
 22. TOOLING:
 23. FEATURES: Part washing
 24. REFERENCES: 14, 36

1. COUNTRY: West Germany
 2. COMPANY: Friedrich Deckel AG
 3. LOCATION: Munich
 4. DIVISION:
 5. SUPPLIER: Friedrich Deckel
 6. CLASS: FMS
 7. YEAR: 84
 8. FINANCIAL DATA:
 9. COMPUTER:
 10. CONTROLS:
 11. PRODUCTS: Machine tool parts
 12. MATERIALS: Steel, cast iron
 13. NUMBER OF PARTS:
 14. PART FAMILIES: 5
 15. PRODUCTION RATE:
 16. PART CUBE:
 17. PART SHAPE: Prismatic
 18. OPERATION
 SCHEDULING: 16 hours with operator, 5.5 unmanned hours,
 Crew of 15
 19. LOT SIZE: 100
 20. MACHINE SET: 8 MC
 21. MATL. HANDLING: 2 AGV's
 22. TOOLING: ATC with capacity of 80
 23. FEATURES:
 24. REFERENCES: 14, 73

APPENDIX C. FMS IMPLEMENTATION DATA BASE

1. COUNTRY: West Germany
 2. COMPANY: Gebr. Heller Maschinenfabrik
 3. LOCATION:
 4. DIVISION:
 5. SUPPLIER: Heller
 6. CLASS: FMS
 7. YEAR: 77
 8. FINANCIAL DATA:
 9. COMPUTER:
 10. CONTROLS:
 11. PRODUCTS: Machine tool parts
 12. MATERIALS: Cast iron
 13. NUMBER OF PARTS:
 14. PART FAMILIES:
 15. PRODUCTION RATE:
 16. PART CUBE: 1.5 x 2 x 3 ft
 17. PART SHAPE: Prismatic
 18. OPERATION
 SCHEDULING:
 19. LOT SIZE:
 20. MACHINE SET: 4 MC
 21. MATL. HANDLING: Stacker crane, roller conveyer
 22. TOOLING:
 23. FEATURES:
 24. REFERENCES: 14, 36, 38

1. COUNTRY: West Germany
 2. COMPANY: Hiedelberger Druckmaschinenfabrik
 3. LOCATION: Hiedelberg
 4. DIVISION:
 5. SUPPLIER: Hiedelberger Druckmaschinenfabrik, U. of Stuttgart
 6. CLASS: FMS
 7. YEAR: 69
 8. FINANCIAL DATA:
 9. COMPUTER:
 10. CONTROLS:
 11. PRODUCTS: Printing press precision parts
 12. MATERIALS: Steel
 13. NUMBER OF PARTS:
 14. PART FAMILIES:
 15. PRODUCTION RATE:
 16. PART CUBE:
 17. PART SHAPE: Prismatic
 18. OPERATION
 SCHEDULING:
 19. LOT SIZE:
 20. MACHINE SET: 13 MC, 1 WS
 21. MATL. HANDLING: Stacker crane, roller conveyer
 22. TOOLING: Automated tool flow
 23. FEATURES: Automated inspection
 24. REFERENCES: 14, 36, 38, 52

APPENDIX C. FMS IMPLEMENTATION DATA BASE

1. COUNTRY: West Germany
 2. COMPANY: Holder
 3. LOCATION:
 4. DIVISION: Friedrich Deckel
 5. SUPPLIER:
 6. CLASS: FMS
 7. YEAR: 84
 8. FINANCIAL DATA:
 9. COMPUTER:
 10. CONTROLS:
 11. PRODUCTS:
 12. MATERIALS:
 13. NUMBER OF PARTS:
 14. PART FAMILIES:
 15. PRODUCTION RATE:
 16. PART CUBE:
 17. PART SHAPE: Prismatic
 18. OPERATION
 SCHEDULING:
 19. LOT SIZE:
 20. MACHINE SET:
 21. MATL. HANDLING:
 22. TOOLING:
 23. FEATURES:
 24. REFERENCES: 14

1. COUNTRY: West Germany
 2. COMPANY: Kloeckner Humboldt Deutz AG
 3. LOCATION:
 4. DIVISION:
 5. SUPPLIER: Burkhardt & Weber
 6. CLASS: FMS
 7. YEAR: 84
 8. FINANCIAL DATA:
 9. COMPUTER: Siemens 300
 10. CONTROLS: Sinumeric 8
 11. PRODUCTS: Crank case, differential, clutch, and trans. housings
 12. MATERIALS: Cast iron
 13. NUMBER OF PARTS:
 14. PART FAMILIES: 4
 15. PRODUCTION RATE:
 16. PART CUBE:
 17. PART SHAPE: Prismatic
 18. OPERATION Crew of 5
 SCHEDULING:
 19. LOT SIZE:
 20. MACHINE SET: 4 MC, 1 WS
 21. MATL. HANDLING: Rail guided cart
 22. TOOLING:
 23. FEATURES:
 24. REFERENCES: 14, 72

APPENDIX C. FMS IMPLEMENTATION DATA BASE

1. COUNTRY: West Germany
 2. COMPANY: Linde Aschaffenburg
 3. LOCATION:
 4. DIVISION:
 5. SUPPLIER: Scharmann
 6. CLASS: FMS
 7. YEAR: 84
 8. FINANCIAL DATA:
 9. COMPUTER:
 10. CONTROLS:
 11. PRODUCTS:
 12. MATERIALS:
 13. NUMBER OF PARTS:
 14. PART FAMILIES:
 15. PRODUCTION RATE:
 16. PART CUBE:
 17. PART SHAPE:
 18. OPERATION
 SCHEDULING:
 19. LOT SIZE:
 20. MACHINE SET:
 21. MATL. HANDLING:
 22. TOOLING:
 23. FEATURES:
 24. REFERENCES: 14

1. COUNTRY: West Germany
 2. COMPANY: Messerschmitt Boelkow Blohm
 3. LOCATION: Augsburg
 4. DIVISION: Military Aircraft
 5. SUPPLIER:
 6. CLASS: FMS
 7. YEAR: 85
 8. FINANCIAL DATA:
 9. COMPUTER: DFU Nabern
 10. CONTROLS:
 11. PRODUCTS: Aircraft parts
 12. MATERIALS: Aluminum
 13. NUMBER OF PARTS:
 14. PART FAMILIES:
 15. PRODUCTION RATE:
 16. PART CUBE:
 17. PART SHAPE: Prismatic and rotational
 18. OPERATION
 SCHEDULING:
 19. LOT SIZE:
 20. MACHINE SET: 2 MC, 2 NT
 21. MATL. HANDLING: AGV's, ASRS
 22. TOOLING:
 23. FEATURES:
 24. REFERENCES: 9

APPENDIX C. FMS IMPLEMENTATION DATA BASE

1. COUNTRY: West Germany
 2. COMPANY: Messerschmitt Boelkow Blohm
 3. LOCATION: Augsburg
 4. DIVISION: Military Aircraft
 5. SUPPLIER: Burkhardt & Weber
 6. CLASS: MC
 7. YEAR: 80
 8. FINANCIAL DATA: 52.6 % reduction in MT's and labor
 9. COMPUTER: Siemens 330, 3 DEC PDP 11/34's
 10. CONTROLS:
 11. PRODUCTS: Aircraft parts
 12. MATERIALS: Titanium
 13. NUMBER OF PARTS:
 14. PART FAMILIES:
 15. PRODUCTION RATE:
 16. PART CUBE:
 17. PART SHAPE: Prismatic
 18. OPERATION
 SCHEDULING:
 19. LOT SIZE:
 20. MACHINE SET: 1 MC, 1 NM
 21. MATL. HANDLING: AGV, ASRS
 22. TOOLING: Overhead conveyor & ASRS for tools on pallets
 23. FEATURES:
 24. REFERENCES: 26, 30, 36, 38, 69

1. COUNTRY: West Germany
 2. COMPANY: Moteren Turbinen Union (MTU)
 3. LOCATION:
 4. DIVISION:
 5. SUPPLIER:
 6. CLASS: FMS
 7. YEAR: 81
 8. FINANCIAL DATA:
 9. COMPUTER:
 10. CONTROLS:
 11. PRODUCTS: Cylinder heads
 12. MATERIALS: Cast iron
 13. NUMBER OF PARTS: 4
 14. PART FAMILIES:
 15. PRODUCTION RATE:
 16. PART CUBE:
 17. PART SHAPE: Prismatic
 18. OPERATION
 SCHEDULING:
 19. LOT SIZE:
 20. MACHINE SET: 5 MC
 21. MATL. HANDLING: Stacker crane, 4 roller conveyors
 22. TOOLING:
 23. FEATURES:
 24. REFERENCES: 86

APPENDIX C. FMS IMPLEMENTATION DATA BASE

1. COUNTRY: West Germany
 2. COMPANY: Oberkochen
 3. LOCATION:
 4. DIVISION:
 5. SUPPLIER: Carl Zeiss
 6. CLASS: FMS
 7. YEAR: 84
 8. FINANCIAL DATA:
 9. COMPUTER: DEC PDP 11/24
 10. CONTROLS:
 11. PRODUCTS:
 12. MATERIALS:
 13. NUMBER OF PARTS:
 14. PART FAMILIES:
 15. PRODUCTION RATE:
 16. PART CUBE:
 17. PART SHAPE: Prismatic
 18. OPERATION
 SCHEDULING:
 19. LOT SIZE:
 20. MACHINE SET: 4 MC
 21. MATL. HANDLING: Rail guided cart
 22. TOOLING:
 23. FEATURES: Automated inspection
 24. REFERENCES: 14

1. COUNTRY: West Germany
 2. COMPANY: Robert Bosch
 3. LOCATION:
 4. DIVISION:
 5. SUPPLIER: Steinel
 6. CLASS: MC
 7. YEAR: 82
 8. FINANCIAL DATA: Labor reduced from 18 to 5, cost 20 %, LT from 6wks to 1
 9. COMPUTER:
 10. CONTROLS: 4 Bosch CNC Micro # 8
 11. PRODUCTS: Power tool gearboxes, housings for hand tools
 12. MATERIALS: Aluminum
 13. NUMBER OF PARTS:
 14. PART FAMILIES: 4
 15. PRODUCTION RATE: 300,000 parts/year
 16. PART CUBE: 12 x 8 x 8 in
 17. PART SHAPE: Prismatic
 18. OPERATION 4 independent CNC machines in parallel,
 SCHEDULING: crew of 2
 19. LOT SIZE: Small & medium
 20. MACHINE SET: 4 CNC
 21. MATL. HANDLING: 4 robots, 2 conveyor belts (50 ft each)
 22. TOOLING: ATC with capacity of 60
 23. FEATURES:
 24. REFERENCES: 48

APPENDIX C. FMS IMPLEMENTATION DATA BASE

1. COUNTRY: West Germany
 2. COMPANY: Robert Bosch
 3. LOCATION:
 4. DIVISION:
 5. SUPPLIER: Steinel
 6. CLASS: FMS
 7. YEAR: 82
 8. FINANCIAL DATA:
 9. COMPUTER:
 10. CONTROLS: Bosch CNC Micro # 8
 11. PRODUCTS: ABS anti-skid system
 12. MATERIALS: Aluminum
 13. NUMBER OF PARTS:
 14. PART FAMILIES:
 15. PRODUCTION RATE:
 16. PART CUBE: 400 x 250 mm pallet
 17. PART SHAPE: Prismatic
 18. OPERATION SCHEDULING:
 19. LOT SIZE: Medium & large
 20. MACHINE SET: 8 MC, 1 CMM
 21. MATL. HANDLING: Belt conveyor, 8 Bosch robots
 22. TOOLING: ATC with capacity of 30
 23. FEATURES: Pallet coding with pin system
 24. REFERENCES: 48

1. COUNTRY: West Germany
 2. COMPANY: SEW
 3. LOCATION:
 4. DIVISION:
 5. SUPPLIER: Friedrich Deckel
 6. CLASS: FMS
 7. YEAR: 84
 8. FINANCIAL DATA:
 9. COMPUTER:
 10. CONTROLS:
 11. PRODUCTS:
 12. MATERIALS:
 13. NUMBER OF PARTS:
 14. PART FAMILIES:
 15. PRODUCTION RATE:
 16. PART CUBE:
 17. PART SHAPE:
 18. OPERATION SCHEDULING:
 19. LOT SIZE:
 20. MACHINE SET:
 21. MATL. HANDLING:
 22. TOOLING:
 23. FEATURES:
 24. REFERENCES: 14

APPENDIX C. FMS IMPLEMENTATION DATA BASE

1. COUNTRY: West Germany
 2. COMPANY: Scharmann GmbH & Co.
 3. LOCATION:
 4. DIVISION:
 5. SUPPLIER: Scharmann
 6. CLASS: FMS
 7. YEAR: 84
 8. FINANCIAL DATA:
 9. COMPUTER:
 10. CONTROLS:
 11. PRODUCTS: Machine tool parts
 12. MATERIALS: Steel, cast iron
 13. NUMBER OF PARTS:
 14. PART FAMILIES:
 15. PRODUCTION RATE:
 16. PART CUBE:
 17. PART SHAPE: Prismatic
 18. OPERATION
 SCHEDULING:
 19. LOT SIZE:
 20. MACHINE SET:
 21. MATL. HANDLING:
 22. TOOLING:
 23. FEATURES:
 24. REFERENCES: 14

1. COUNTRY: West Germany
 2. COMPANY: Triumph
 3. LOCATION:
 4. DIVISION:
 5. SUPPLIER: Friedrich Deckel
 6. CLASS: FMS
 7. YEAR: 84
 8. FINANCIAL DATA:
 9. COMPUTER:
 10. CONTROLS:
 11. PRODUCTS: Machined sheet metal products
 12. MATERIALS:
 13. NUMBER OF PARTS:
 14. PART FAMILIES:
 15. PRODUCTION RATE:
 16. PART CUBE:
 17. PART SHAPE: Prismatic
 18. OPERATION
 SCHEDULING:
 19. LOT SIZE:
 20. MACHINE SET: 2 MC
 21. MATL. HANDLING:
 22. TOOLING:
 23. FEATURES: Automated inspection, part washing
 24. REFERENCES: 34

APPENDIX C. FMS IMPLEMENTATION DATA BASE

1. COUNTRY: West Germany
 2. COMPANY: University of Berlin
 3. LOCATION: Berlin
 4. DIVISION:
 5. SUPPLIER: University of Berlin
 6. CLASS: FMS
 7. YEAR: 76
 8. FINANCIAL DATA:
 9. COMPUTER:
 10. CONTROLS:
 11. PRODUCTS:
 12. MATERIALS:
 13. NUMBER OF PARTS:
 14. PART FAMILIES:
 15. PRODUCTION RATE:
 16. PART CUBE:
 17. PART SHAPE: Prismatic and rotational
 18. OPERATION SCHEDULING:
 19. LOT SIZE:
 20. MACHINE SET: 1 NT, 1 NM
 21. MATL. HANDLING: Roller conveyor, overhead conveyor, 2 robots
 22. TOOLING:
 23. FEATURES:
 24. REFERENCES: 36, 38, 52

1. COUNTRY: West Germany
 2. COMPANY: University of Stuttgart
 3. LOCATION: Stuttgart
 4. DIVISION:
 5. SUPPLIER: University of Stuttgart
 6. CLASS: FMS
 7. YEAR: 76
 8. FINANCIAL DATA:
 9. COMPUTER:
 10. CONTROLS: University of Stuttgart
 11. PRODUCTS:
 12. MATERIALS:
 13. NUMBER OF PARTS:
 14. PART FAMILIES:
 15. PRODUCTION RATE:
 16. PART CUBE:
 17. PART SHAPE: Prismatic
 18. OPERATION SCHEDULING:
 19. LOT SIZE:
 20. MACHINE SET: 4 MC, 1 CMM
 21. MATL. HANDLING: 2 stacker cranes, rack at each MC
 22. TOOLING: Tooling under computer control
 23. FEATURES: Automated inspection
 24. REFERENCES: 14, 36, 38, 52, 72

APPENDIX C. FMS IMPLEMENTATION DATA BASE

1. COUNTRY: West Germany
 2. COMPANY:
 3. LOCATION: Bauer Plant
 4. DIVISION:
 5. SUPPLIER: Burkhardt & Weber
 6. CLASS: FMS
 7. YEAR: 81
 8. FINANCIAL DATA:
 9. COMPUTER:
 10. CONTROLS:
 11. PRODUCTS:
 12. MATERIALS:
 13. NUMBER OF PARTS:
 14. PART FAMILIES:
 15. PRODUCTION RATE:
 16. PART CUBE:
 17. PART SHAPE: Prismatic
 18. OPERATION
 SCHEDULING:
 19. LOT SIZE:
 20. MACHINE SET: 9 MC
 21. MATL. HANDLING: Roller conveyor
 22. TOOLING:
 23. FEATURES:
 24. REFERENCES: 18

1. COUNTRY: West Germany
 2. COMPANY: VFW - Fokker
 3. LOCATION:
 4. DIVISION:
 5. SUPPLIER:
 6. CLASS: FMS
 7. YEAR: 81
 8. FINANCIAL DATA:
 9. COMPUTER:
 10. CONTROLS:
 11. PRODUCTS: Toronado aircraft parts
 12. MATERIALS: Aluminum
 13. NUMBER OF PARTS:
 14. PART FAMILIES:
 15. PRODUCTION RATE:
 16. PART CUBE:
 17. PART SHAPE: Prismatic
 18. OPERATION
 SCHEDULING:
 19. LOT SIZE:
 20. MACHINE SET: 8 MC
 21. MATL. HANDLING: Rail guided cart
 22. TOOLING:
 23. FEATURES:
 24. REFERENCES: 18, 69, 86

APPENDIX C. FMS IMPLEMENTATION DATA BASE

1. COUNTRY: West Germany
 2. COMPANY: Vereinigte Flugtechnische Werke
 3. LOCATION:
 4. DIVISION:
 5. SUPPLIER: Heller and Heyligenst.
 6. CLASS: FMS
 7. YEAR: 77
 8. FINANCIAL DATA:
 9. COMPUTER:
 10. CONTROLS:
 11. PRODUCTS: Airframe parts
 12. MATERIALS: Aluminum
 13. NUMBER OF PARTS: 9
 14. PART FAMILIES:
 15. PRODUCTION RATE:
 16. PART CUBE:
 17. PART SHAPE: Prismatic
 18. OPERATION
 SCHEDULING:
 19. LOT SIZE:
 20. MACHINE SET: 8 MC, 1 WS
 21. MATL. HANDLING:
 22. TOOLING:
 23. FEATURES: Automated inspection
 24. REFERENCES: 14

1. COUNTRY: West Germany
 2. COMPANY: Volkswagen
 3. LOCATION:
 4. DIVISION:
 5. SUPPLIER: Burkhardt & Weber
 6. CLASS: FMS
 7. YEAR: 80
 8. FINANCIAL DATA:
 9. COMPUTER:
 10. CONTROLS:
 11. PRODUCTS: Transmission and rear axle housings
 12. MATERIALS: Cast iron
 13. NUMBER OF PARTS: 7
 14. PART FAMILIES:
 15. PRODUCTION RATE:
 16. PART CUBE:
 17. PART SHAPE: Prismatic
 18. OPERATION
 SCHEDULING:
 19. LOT SIZE:
 20. MACHINE SET: 8 MC
 21. MATL. HANDLING:
 22. TOOLING:
 23. FEATURES:
 24. REFERENCES: 14, 53

APPENDIX C. FMS IMPLEMENTATION DATA BASE

1. COUNTRY: West Germany
 2. COMPANY: Werkzeugmaschinenlabor
 3. LOCATION: Aachen
 4. DIVISION:
 5. SUPPLIER:
 6. CLASS: FMS
 7. YEAR: 83
 8. FINANCIAL DATA:
 9. COMPUTER:
 10. CONTROLS:
 11. PRODUCTS:
 12. MATERIALS:
 13. NUMBER OF PARTS:
 14. PART FAMILIES:
 15. PRODUCTION RATE:
 16. PART CUBE: 50 - 250 mm round
 17. PART SHAPE: Rotational
 18. OPERATION
 SCHEDULING:
 19. LOT SIZE:
 20. MACHINE SET: 1 MC, 2 NT
 21. MATL. HANDLING: 1 robot in an orbital layout
 22. TOOLING: ATC with 20 tool magazine on MC
 23. FEATURES:
 24. REFERENCES: 14

1. COUNTRY: West Germany
 2. COMPANY: Westfalia Separator
 3. LOCATION: Oelde
 4. DIVISION:
 5. SUPPLIER: Dixi (Swiss)
 6. CLASS: FMS
 7. YEAR: 84
 8. FINANCIAL DATA:
 9. COMPUTER:
 10. CONTROLS:
 11. PRODUCTS: Machine tool parts
 12. MATERIALS: Steel, cast iron
 13. NUMBER OF PARTS:
 14. PART FAMILIES:
 15. PRODUCTION RATE:
 16. PART CUBE:
 17. PART SHAPE: Prismatic
 18. OPERATION
 SCHEDULING:
 19. LOT SIZE:
 20. MACHINE SET: MC's
 21. MATL. HANDLING: AGV's, ASRS
 22. TOOLING:
 23. FEATURES:
 24. REFERENCES: 45

APPENDIX C. FMS IMPLEMENTATION DATA BASE

1. COUNTRY: West Germany
 2. COMPANY: Zahnradfabrik Friedrichshafen
 3. LOCATION:
 4. DIVISION:
 5. SUPPLIER: Zahnradfabrik Friedrichshafen
 6. CLASS: FMS
 7. YEAR: 82
 8. FINANCIAL DATA:
 9. COMPUTER: DEC PDP 11/44
 10. CONTROLS: 7 of 13 NC MT's DNC
 11. PRODUCTS: Gears
 12. MATERIALS: Steel
 13. NUMBER OF PARTS: 100 +
 14. PART FAMILIES: 4
 15. PRODUCTION RATE: 16,000 parts/month
 16. PART CUBE: 280 mm round x 80 mm thick
 17. PART SHAPE: Rotational
 18. OPERATION
 SCHEDULING:
 19. LOT SIZE: Range of 50 to 500
 20. MACHINE SET: 1 NC, 4 NT, 3 SP, 5 NG
 21. MATL. HANDLING: Robots, gantry crane
 22. TOOLING:
 23. FEATURES: Automated inspection, part washing
 24. REFERENCES: 14, 34, 86

1. COUNTRY: Yugoslavia
 2. COMPANY: Ljubljana University
 3. LOCATION: Ljubljana
 4. DIVISION:
 5. SUPPLIER: Ljubljana University
 6. CLASS: FMS
 7. YEAR: 81
 8. FINANCIAL DATA:
 9. COMPUTER: DEC PDP 11/70
 10. CONTROLS:
 11. PRODUCTS: Miscellaneous parts for local industry
 12. MATERIALS: Steel, cast iron
 13. NUMBER OF PARTS:
 14. PART FAMILIES:
 15. PRODUCTION RATE:
 16. PART CUBE:
 17. PART SHAPE: Prismatic and rotational
 18. OPERATION
 SCHEDULING:
 19. LOT SIZE:
 20. MACHINE SET: 1 NT, 1 MC (3 additional MT's planned by 82)
 21. MATL. HANDLING:
 22. TOOLING:
 23. FEATURES:
 24. REFERENCES: 86

APPENDIX D. BIBLIOGRAPHY

1. "The All-American System's System," Tooling & Production, (February 1984), pp. 26-30.
2. "Allison Gear FMS will be GM Prototype," American Machinist, (April 1985), p. 33.
3. Annborn, Mats, "Two Flexible Manufacturing Systems with Automated Material Handling Installed in Sweden," Proceedings of the 2nd International Conference on Flexible Manufacturing Systems, October 26-28, 1983, London, UK, North Holland Publishing Company, New York, pp. 41-56.
4. Annborn, Mats, "The Factory of the Future," Proceedings of the 3rd International Conference on Flexible Manufacturing Systems, September 11-13, 1984, Boeblingen, West Germany, North Holland Publishing Company, New York, pp. 59-72.
5. Arrigo, Thomas J., "Planning for Flexible Manufacturing," Flexible Manufacturing Systems '85, March 11-14, 1985, Dallas, SME Technical Paper MS85-149.
6. Asano, K., H. Takeyama, K. Sawada, and S. Oboshi, "Development of Programmable Precision Manufacturing Systems (PPMS) for Small Lot Production," Proceedings of the 1st International Conference on Flexible Manufacturing Systems, October 20-22, 1982, Brighton, UK, North Holland Publishing Company, New York, pp. 515-519.
7. Ashburn, Anderson, "GE Puts FMS in an Aging Plant," American Machinist, (May 1983), pp. 104-105.
8. Ashburn, Anderson, and Joseph Jablonowski, "Japan's Builders Embrace FMSs," American Machinist, (February 1985), pp. 83-88.
9. Brodbeck, B., "Computer-Controlled Flexible Production for Precision Parts at MBB, Dynamics Division," Proceedings of the 3rd International Conference on Flexible Manufacturing Systems, September 11-13, 1984, Boeblingen, West Germany, North Holland Publishing Company, New York, pp. 85-95.
10. Browne, Jim, Didier Dubois, Kieth Rathmill, Suresh P. Sethi, And Kathern E. Stecke, "Classification of Flexible Manufacturing Systems," The FMS Magazine, (April 1984), pp. 114-117.
11. Bryce, A. L. Graham, and P. A. Roberts, "Flexible Machining Systems in the U.S.A.," Proceedings of the 1st International Conference on Flexible Manufacturing Systems, October 20-22, 1982, Brighton, UK, North Holland Publishing Company, New York, pp. 49-69.
12. Bylinsky, Gene, "The Race to the Automatic Factory," Fortune, (February 21, 1983), pp. 51-64.
13. Cohen, Peter A., "Trends in Flexible Manufacturing Systems," CIMCOM '85, April 15-18, 1985, Anaheim, SME Technical Paper MS85-350.
14. "A Competitive Assessment of the U.S. Flexible Manufacturing Systems Industry," International Trade Administration, U.S. Department of Commerce, (October 1985).
15. Conte, G., "Alsthom Unelec FMS - A Case Study," Proceedings of the 2nd International Conference on Flexible Manufacturing Systems, October 26-28, 1983, London, UK, North Holland Publishing Company, New York, pp. 317-335.
16. Dawson, James R., "Getting Started in F.M.S.," Proceedings of the 2nd European Conference on Automated Manufacturing, May 16-19, 1983, Birmingham UK, North Holland Publishing Company, New York, pp. 413-425.
17. Drozda, Thomas J., "Our FMS' Will Do the Work of 67 Conventional Machine Tools," Production, (April 1978), pp. 66-69.

APPENDIX D. BIBLIOGRAPHY

18. Dupont-Gatelmand, Catherine, "A Survey of Flexible Manufacturing Systems," Journal of Manufacturing Systems, Vol. 1, No. 1, (June 1982), pp. 1-15.
19. Dupont-Gatelmand, Catherine, "Flexible Manufacturing Systems for Gearboxes," Proceedings of the 1st International Conference on Flexible Manufacturing Systems, October 20-22, 1982, Brighton, UK, North Holland Publishing Company, New York, pp. 453-462.
20. Egalini, P., and A. Ferrari, "An FMS for Mandelli Production," Proceedings of the 3rd International Conference on Flexible Manufacturing Systems, September 11-13, 1984, Boeblingen, West Germany, North Holland Publishing Company, New York, pp. 267-283.
21. Ennis, G. E., "Flexible Machining Cell (FMC)," Paper presented at Flexible Machining Systems '84, CASA/SME, April 3-5, 1984, Chicago.
22. Flexible Manufacturing Systems Handbook, Noyes Publications, Park Ridge, N.J., (1984).
23. "Flexible Manufacturing Systems - State of the Art and Trends in Their Diffusion," Working Party on Engineering Industries and Automation, Economic Commission for Europe, (July 2, 1984).
24. "FMSs are Widespread at GDR Show," American Machinist, (May 1985), pp. 37-39.
25. Furlani, Cita M., Ernest W. Kent, Howard M. Bloom, and Charles R. Mclean, "The Automated Manufacturing Research Facility of the National Bureau of Standards," Paper presented at the Summer Computer Simulation Conference, July 11-13, 1983, Vancouver.
26. Gans, G., "Flexible Manufacturing at Messerschmitt-Bolkow-Blohm," Paper presented May 3, 1983.
27. Germann, Michael J., "Advanced Flexible Manufacturing Systems for Tactical Missiles," Flexible Manufacturing Systems '85, March 11-14, 1985, Dallas, SME Technical Paper MS85-148
28. Gindy, M. N. Z., and S. K. Ghosh, "Flexible Manufacturing for Mixed Metal Forming and Machining Operations," Proceedings of the 3rd International Conference on Flexible Manufacturing Systems, September 11-13, 1984, Boeblingen, West Germany, North Holland Publishing Company, New York, pp. 455-465.
29. Graf, Henry R., "Flexible Manufacturing System for the Fabrication of Precision Components with Real Time Simulation," Proceedings of CASA/SME Cincom '84 Conference, March 14, 1984, Washington.
30. Handke, Gunter, "Design and Use of Flexible Automated Manufacturing Systems," Proceedings of the 2nd International Conference on Flexible Manufacturing Systems, October 26-28, 1983, London, UK, North Holland Publishing Company, New York, pp. 485-504.
31. Helliwell, John R., "Flexible Turning Cells by SMT Machine Co. AB Sweden," Proceedings of the 2nd European Conference on Automated Manufacturing, May 16-19, 1983, Birmingham UK, North Holland Publishing Company, New York, pp. 427-442.
32. Hess, George J., "Computer Integrated Flexible Manufacturing - 1985 (CIFM-85)," CIMCOM '85, April 15-18, 1985, Anaheim.
33. Hocken, Robert J., and Philip Nanzetta, "Research in Automated Manufacturing at NBS," Manufacturing Engineering, (October 1983), pp. 68-69.

APPENDIX D. BIBLIOGRAPHY

34. Hoerl, A., and S. C. Vaughan, "FMS at ZF Friedrichshafen - a Case Study," Proceedings of the 2nd International Conference on Flexible Manufacturing Systems, October 26-28, 1983, London, UK, North Holland Publishing Company, New York, pp. 799-809.
35. Hutchinson, G. K., "Flexible Manufacturing Systems in Japan," NTIS PB 288000, (November 1977).
36. Hutchinson, G. K., "Flexible Manufacturing Systems in the Federal Republic of Germany (BRD)," NTIS PB 288193 (December 1977).
37. Hutchinson, G. K., "Flexible Manufacturing Systems in the German Democratic Republic (DDR)," Management Research Center, University of Wisconsin, (April 1978).
38. Hutchinson, G. K., "Advanced Batch Manufacturing Systems, Proceedings of the 16th Numerical Control Society Annual Meeting and Technical Conference, March 25-28, Los Angeles, pp. 118-146.
39. Hutchinson, G. K., "An Update on ABMS's in the German Democratic Republic (DDR)," Management Research Center, University of Wisconsin, (May 1982).
40. Hutchinson, G. K., "Messerschmitt-Bolkow-Blohm GMBH," Management Research Center, University of Wisconsin, (May 1982).
41. Hutchinson, G. K., "ABMS's in Czechoslovakia," Management Research Center, University of Wisconsin, (May 1982).
42. "Ingersoll Spending \$20M for In-House FMS," Automation News, Vol. 2, No. 8, (August 6, 1984), p. 1,5.
43. Jablonski, Joseph, "Aiming for Flexibility in Manufacturing Systems," American Machinist, (March 1980), pp. 167-182.
44. Jablonski, Joseph, "Deciding on an FMS," American Machinist, (May 1983), pp. 109-111.
45. Jablonski, Joseph, "Reexamining FMSs," American Machinist, (March 1985), pp. 125-140.
46. Jablonski, Joseph, "Keeping an FMS up to Date," American Machinist, (August, 1985), pp. 76-78.
47. Johansson, Stig, "An FMS at Volvo Components for Machining Crank Shafts," Proceedings of the 2nd European Conference on Automated Manufacturing, May 16-19, 1983, Birmingham UK, North Holland Publishing Company, New York, pp. 388-391.
48. Kief, Hans B., "FMS at Bosch: An Experience Report," Flexible Manufacturing Systems '85, March 11-14, 1985, Dallas, SME Technical Paper MS85-159.
49. Kinnucan, Paul, "Flexible Systems Invade the Factory," High Technology, (July 1983), pp. 32-42.
50. Knabb, William F., "Implementing an FMS at Hughes Aircraft Company," Proceedings of CAM-I International Spring Seminar, May 3-5, 1983, St. Louis, pp. 121-123.
51. Knight, J. A. G., "The Latest Developments of FMS in Japan," Proceedings of the 1st International Conference on Flexible Manufacturing Systems, October 20-22, 1982, Brighton, UK, North Holland Publishing Company, New York, pp. 31-36.
52. Larsen, Raymond J., "Flexible Manufacturing: The Technology Comes of Age," Iron Age, (September 7, 1981), pp. 82-97.
53. Larsen, Raymond J., "Flexible Manufacturing: More Companies Make Competition Intense," Iron Age, (September 28, 1981), pp. 85-95.
54. Larsen, Raymond J., "Japan on First, Europe on Second in Battle for Rotational Systems Market," Iron Age, (February 19, 1982), pp. 61-73.

APPENDIX D. BIBLIOGRAPHY

55. Larsen, Raymond J., "U. S. Plays Catch Up in the Development of Rotational Systems," Iron Age, (March 1, 1982), pp. 58-67.
56. Larsen, Raymond J., "The Technology of 'Change' Will Highlight the Growth of FMS in World Market," Iron Age, (April 23, 1982), pp. 76-81.
57. Long, Peter A., "SCAMP," Proceedings of the 2nd European Conference on Automated Manufacturing, May 16-19, 1983, Birmingham UK, North Holland Publishing Company, New York, pp. 371-374.
58. "Major UK FMS Installations Under Construction," Financial Times, (January 12, 1984).
59. Martell, R. P., "Bringing an FMS "On-Line" in an Aerospace Company," Flexible Manufacturing Systems '85, March 11-14, 1985, Dallas, SME Technical Paper MS85-150.
60. McBean, D. J., "Practical Applications of F.M.S.," Proceedings of the 2nd International Conference on Flexible Manufacturing Systems, October 26-28, 1983, London, UK, North Holland Publishing Company, New York, pp. 477-484.
61. Meade, William P., "Flexible Manufacturing Systems in the United States," a report prepared for the French government by the Management Collaborative Group, Chapel Hill, NC, (November 1978).
62. "Milacron Installing FMS to Aid Plastics Unit," Automation News, Vol. 2, No. 8, (August 6, 1984), pp. 1,17.
63. Morgan, T. K., "Planning for the Introduction of FMS," Proceedings of the 2nd International Conference on Flexible Manufacturing Systems, October 26-28, 1983, London, UK, North Holland Publishing Company, New York, pp. 349-357.
64. Percival, I. W., "A Flexible Computer Controlled Production System," Proceedings of the 2nd International Conference on Flexible Manufacturing Systems, October 26-28, 1983, London, UK, North Holland Publishing Company, New York, pp. 515-524.
65. Purdom, Peter A., and Tony Palazzo, "The Citroen (CCM) Flexible Manufacturing Cell," Proceedings of the 1st International Conference on Flexible Manufacturing Systems, October 20-22, 1982, Brighton, UK, North Holland Publishing Company, New York, pp. 151-169.
66. Purdom, Peter A., "The Citroen Flexible Manufacturing Cell," Proceedings of the 2nd International Conference on Flexible Manufacturing Systems, October 26-28, 1983, London, UK, North Holland Publishing Company, New York, pp. 93-103.
67. Ranky, P. G., "The FMS in Cespel Machine Tool Company," Proceedings of the 1st International Conference on Flexible Manufacturing Systems, October 20-22, 1982, Brighton, UK, North Holland Publishing Company, New York, pp. 141-150.
68. Rathmill, K., N. Greenwood, and M. Houshmand, "Computer Simulation of FMS," Proceedings of the 2nd International Conference on Flexible Manufacturing Systems, October 26-28, 1983, London, UK, North Holland Publishing Company, New York, pp. 251-280.
69. "Recent Trends in Flexible Manufacturing," Economic Commission for Europe, United Nations Economic and Social Council, (December 4, 1984).
70. Romanini, S., "FMS That Reach Their Goal," Proceedings of the 2nd International Conference on Flexible Manufacturing Systems, October 26-28, 1983, London, UK, North Holland Publishing Company, New York, pp. 81-92.

APPENDIX D. BIBLIOGRAPHY

71. Romanini, S., "Automated Factory: Science Fiction or Reality?," Proceedings of the 3rd International Conference on Flexible Manufacturing Systems, September 11-13, 1984, Boeblingen, West Germany, North Holland Publishing Company, New York, pp. 73-84.
72. Schmidt, J., "Flexible Manufacturing Systems Applied in Volume Production," Proceedings of the 3rd International Conference on Flexible Manufacturing Systems, September 11-13, 1984, Boeblingen, West Germany, North Holland Publishing Company, New York, pp. 133-142.
73. Schmoll, P., and F. Popplewell, "Flexible Automation Made to Measure," Proceedings of the 3rd International Conference on Flexible Manufacturing Systems, September 11-13, 1984, Boeblingen, West Germany, North Holland Publishing Company, New York, pp. 27-46.
74. Sizemore, Richard G., "LTV's \$10-Million FMS Comes On-Line," Automation News, Vol. 2, No. 8, (August 6, 1984), p. 1.
75. "SME Seminar: Flexible Automation Now," SME York Chapter No. 22, (March 30, 1985).
76. Storr, A., and S. Chmielnicki, "Proving of Simulation Programs with the Aid of a Graphic CRT," Proceedings of CAM-I International Spring Seminar, May 3-5, 1983, St. Louis, pp. 27-35.
77. Suzuki, T., et. al., "Present State of the Japanese National Project," Proceedings of the 2nd International Conference on Flexible Manufacturing Systems, October 26-28, 1983, London, UK, North Holland Publishing Company, New York, pp. 19-30.
78. Tomek, Pavel, and Jaromir Zeleny, "Machining Technology in Flexible Manufacturing Systems for Prismatic Parts with Automated Flow of Tools," Proceedings of the 2nd International Conference on Flexible Manufacturing Systems, October 26-28, 1983, London, UK, North Holland Publishing Company, New York, pp. 57-68.
79. Umbricht, F., and C. R. Boer, "TUGEFA: Manufacturing of Turbocharger Casings in a Flexible Manufacturing System," Proceedings of the 3rd International Conference on Flexible Manufacturing Systems, September 11-13, 1984, Boeblingen, West Germany, North Holland Publishing Company, New York, pp. 143-152.
80. Vaccaro, Salvatore M., "FMC's Venture into FMS: A Case Study," Flexible Manufacturing Systems '85, March 11-14, 1985, Dallas, SME Technical Paper MS85-152.
81. Vasiliev, V. N., V. A. Kudinov, and S. V. Vasiliev, "FMS in the U.S.S.R.: Case Studies," Proceedings of the 3rd International Conference on Flexible Manufacturing Systems, September 11-13, 1984, Boeblingen, West Germany, North Holland Publishing Company, New York, pp. 15-20.
82. "Vickers Buys 18-Cell FMS," Automation News, Vol. 2, No. 8, (August 6, 1984), p. 1,5.
83. Vuzelov, Vitan, "Robotization and Its Role in Flexible Manufacturing Systems," Proceedings of the 1st International Conference on Flexible Manufacturing Systems, October 20-22, 1982, Brighton, UK, North Holland Publishing Company, New York, pp. 239-248.
84. "W.C.I. Manufacturing Systems Division FMS Credentials," a White Consolidated Industries handout, (1983).

APPENDIX D. BIBLIOGRAPHY

85. Wilcox, D. J., "FMS Linking Machining Center with Lathe for Small Batch Production of Large Seals," Proceedings of the 3rd International Conference on Flexible Manufacturing Systems, September 11-13, 1984, Boeblingen, West Germany, North Holland Publishing Company, New York, pp. 47-57.
86. Yoshikawa, Hiroyuki, Keith Rathmill, and Jozsef Hatvany, "Computer-Aided Manufacturing: An International Comparison," NTIS PB82 172321, (1981).

U.S. DEPT. OF COMM. BIBLIOGRAPHIC DATA SHEET (See instructions)	1. PUBLICATION OR REPORT NO. NBSIR 86-3413	2. Performing Organ. Report No.	3. Publication Date AUGUST 1986
4. TITLE AND SUBTITLE A Survey of Flexible Manufacturing Systems Implementations			
5. AUTHOR(S) Dr. William P. Darrow Guest Worker from Towson State University			
6. PERFORMING ORGANIZATION (If joint or other than NBS, see instructions) NATIONAL BUREAU OF STANDARDS DEPARTMENT OF COMMERCE GAITHERSBURG, MD 20899		7. Contract/Grant No.	8. Type of Report & Period Covered
9. SPONSORING ORGANIZATION NAME AND COMPLETE ADDRESS (Street, City, State, ZIP) National Bureau of Standards Building 220, Room A-127 Gaithersburg, Maryland 20899			
10. SUPPLEMENTARY NOTES <input type="checkbox"/> Document describes a computer program; SF-185, FIPS Software Summary, is attached.			
11. ABSTRACT (A 200-word or less factual summary of most significant information. If document includes a significant bibliography or literature survey, mention it here) This report presents descriptive data on three hundred manufacturing facilities that are using computer integrated manufacturing (CIM) techniques to machine component parts for commercial, industrial, and military products. Of these 258 were categorized as Flexible Manufacturing Systems (FMS). Key descriptive statistics were gathered for each system. The data is organized into records by the user's country, company, and geographic location. Each record is made up of 24 fields that describe the facility, the product, and the operating parameters, as well as providing a reference to the source(s) of information. In many instances the information has proven to be sparse. Nevertheless, taken in aggregate, a picture of the state of the art for FMS has emerged from the study. This picture is reflected in the graphical summaries of the data, which are presented by region for Eastern Europe, Western Europe, Japan, and the United States. An analysis of trends in FMS implementation, product and material characteristics, and materials handling technology is made for each of the above regions.			
12. KEY WORDS (Six to twelve entries; alphabetical order; capitalize only proper names; and separate key words by semicolons) Database, Computer Integrated Manufacturing, International, Flexible Manufacturing, Survey, Statistics, World-wide			
13. AVAILABILITY <input checked="" type="checkbox"/> Unlimited <input type="checkbox"/> For Official Distribution. Do Not Release to NTIS <input type="checkbox"/> Order From Superintendent of Documents, U.S. Government Printing Office, Washington, D.C. 20402. <input checked="" type="checkbox"/> Order From National Technical Information Service (NTIS), Springfield, VA. 22161		14. NO. OF PRINTED PAGES 202	15. Price \$22.95

